



## **STANDARD PARTS CATALOG**

**2019**

# Table of Contents

Bar Dunnage: Pages 3-4

Flex Tote: Pages 5-9

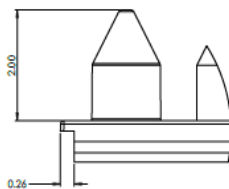
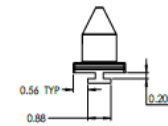
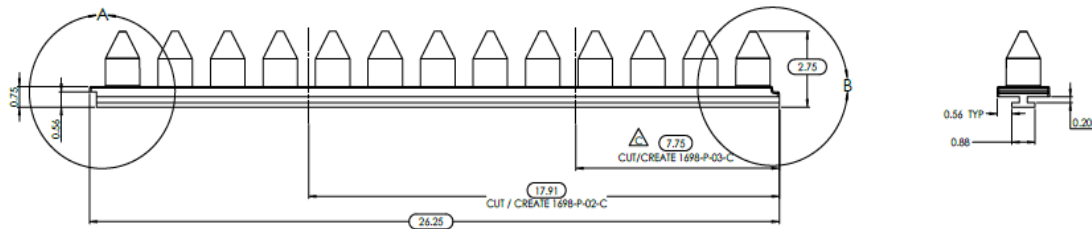
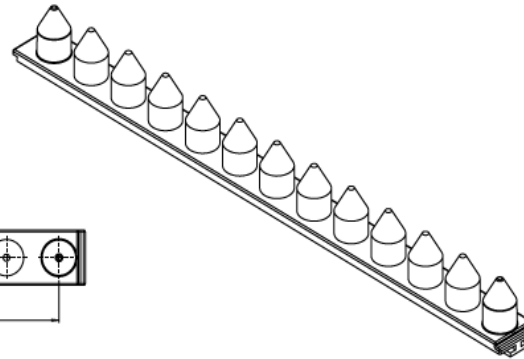
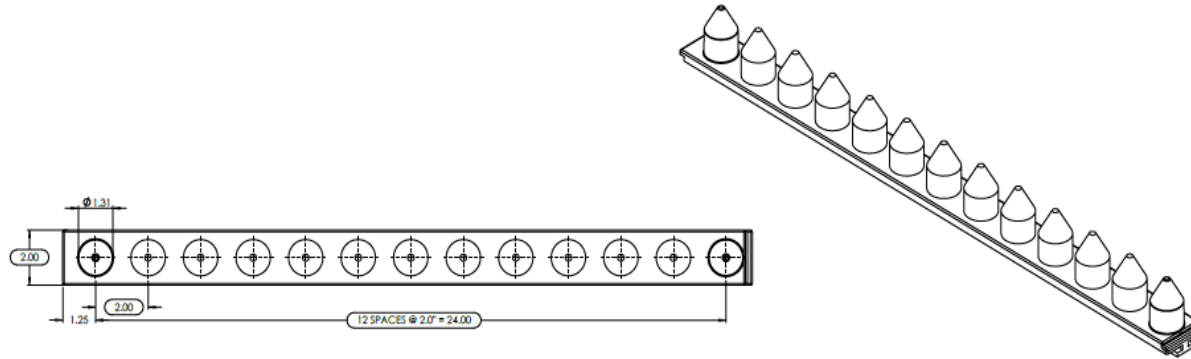
Rollers: Pages 10-11

Stack Post: Page 12

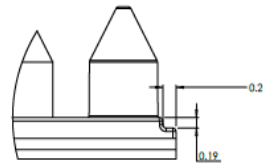
TPU Buttons: Pages 13-37

# Bar Dunnage

1698-P-01-I



VIEW IN CIRCLE A



VIEW IN CIRCLE B

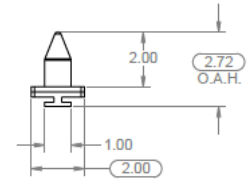
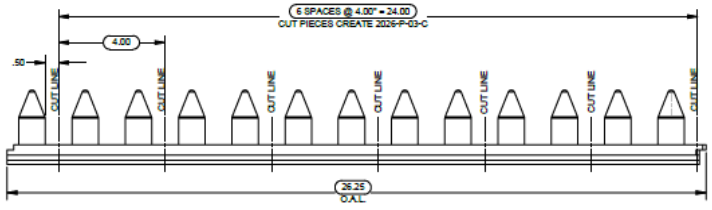
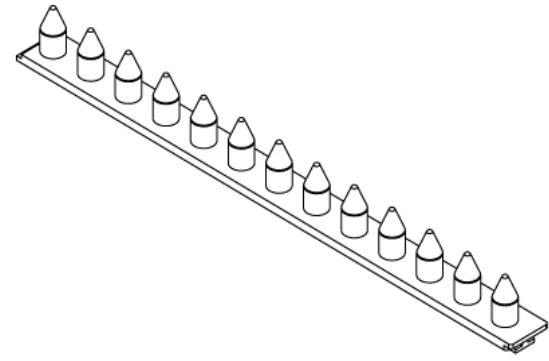
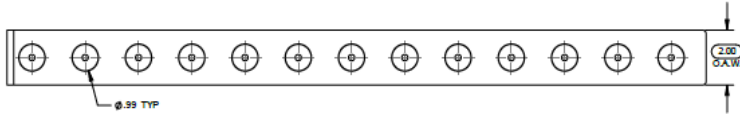
DO NOT SCALE. CAD DATA IS THE MASTER.			
<b>CAST (URETHANE &amp; FABRICATED PARTS UNLESS OTHERWISE SPECIFIED)</b> X.X ± 0.13 X.XX ± 0.050 X.XXX ± 0.030 (XXX) CRITICAL DIMENSION (X.XX) REFERENCE DIMENSION ± X.XX OVERRIDE DIMENSION			
<b>INJECTION MOLDED PRODUCT</b> ALL DIMENSIONS < 6.00" TO BE X.XX ± 0.040 X.XXX ± 0.030 ALL DIMENSIONS > 6.00" TO BE ± 0.04 RUN IN FLATNESS: ± 0.125			
MATERIAL: 90 A CAST		COLOR: ORANGE	
DATE: 12-4-15	DESIGNED BY: DH	CHECKED BY: TT	APPROVED BY: DH
DESCRIPTION: 1.32" DIAMETER CONE DUNNAGE	PART NUMBER: 1698-P-01-C_CATALOG		REVISION: C

PPF#	DESCRIPTION	LENGTH
1698-P01-C	CONE DUNNAGE (SHOWN)	26.25"
1698-P02-C	CONE DUNNAGE (CUT FROM 1698-P01-C)	17.91"
1698-P03-C	CONE DUNNAGE (CUT FROM 1698-P01-C)	7.75"

PRINTED COPIES ARE UNCONTROLLED

# Bar Dunnage

2026-P-01-C



DO NOT SCALE CAD DATA & THE MASTER			
<b>CAST URETHANE &amp; FABRICATED PARTS UNLESS OTHERWISE SPECIFIED</b>			
XXX	± 0.13		
XXX	± 0.040		
XXX	± 0.030		
XXX	± 0.030		
XXX	CRITICAL DIMENSION		
XXX	REFERENCE DIMENSION		
XXX	± 0.000		
XXX	± 0.000		
XXX	± 0.004 IN/IN		
XXX	FLATNESS ± 0.125		
<b>MATERIAL: 90A CAST URETHANE</b>		<b>COLOR: ORANGE</b>	
DATE:	DESIGNED BY:	APPROVAL DATE:	APPROVED BY:
11-13-07	LT	11-13-07	K.BYLO
DESCRIPTION:	1" CONE DUNNAGE	SHEET:	0
PART NUMBER:	2026-P-01-C CATALOG	SHEET:	1 OF 1
		REVISION:	DEL

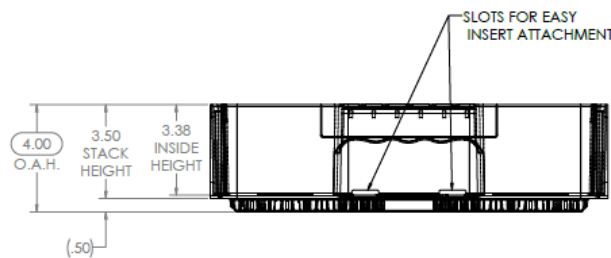
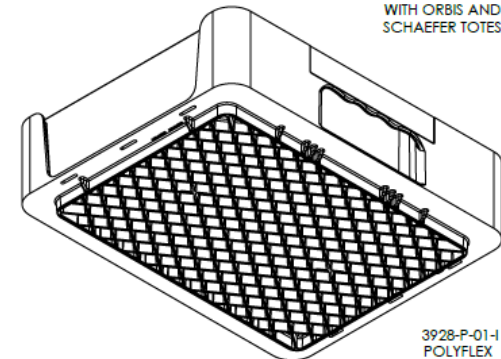
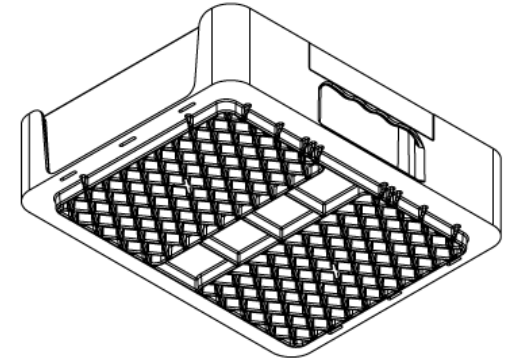
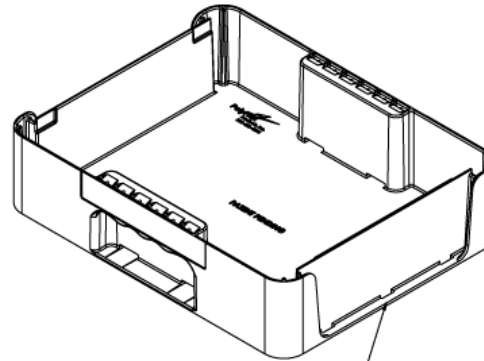
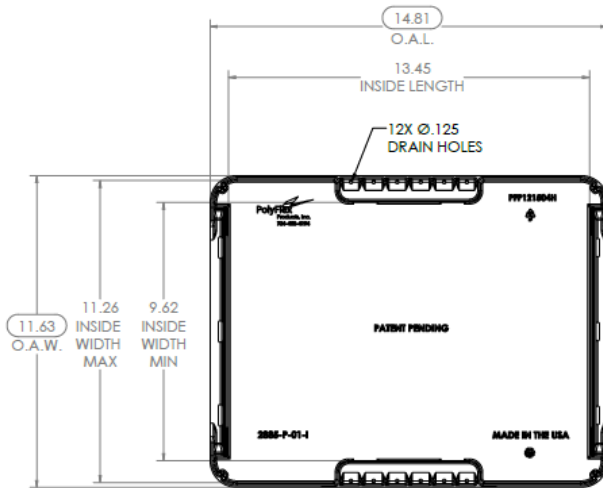


ALL POLYFLEX PRODUCTS REQUIRE APPROPRIATE HANDLING AND STORAGE. ALL DIMENSIONS ARE TO UNLESS OTHERWISE SPECIFIED. DIMENSIONS TO BE MANUFACTURED TO THE CLOSEST TOLERANCE. THIS DRAWING IS THE PROPERTY OF POLYFLEX PRODUCTS, INC. AND SHALL NOT BE COPIED OR REPRODUCED WITHOUT THE WRITTEN PERMISSION OF POLYFLEX PRODUCTS, INC.

PRINTED COPIES ARE UNCONTROLLED

# Flex Tote

12x15x4



MATERIAL	COLOR	
POLYPRO	BLACK	MEDIUM BLUE
POLYPRO ESD	LIGHT GRAY	DARK BLUE
	DARK GRAY	ALMOND
	LIGHT BLUE	TAN
	MEDIUM GREEN	BROWN
	RED	PURPLE
	YELLOW	PINK
	LIGHT GREEN	ORANGE
	DARK GREEN	-

DO NOT SCALE, CAD DATA IS THE MASTER  
 CAST, URETHANE & FABRICATED PARTS UNLESS OTHERWISE SPECIFIED  
 X.X ±0.15  
 X.XX ±0.050  
 X.XXX ±0.030  
 (XXX) CRITICAL DIMENSION  
 (XX) REFERENCE DIMENSION  
 & X.XX OVERRIDE DIMENSION  
 INJECTION MOLDED PRODUCT ALL DIMENSIONS ±0.00" TO BE X.XX ±0.040  
 X.XXX ±0.030  
 ALL DIMENSIONS > 6.00" TO BE ±0.004 IN/IN  
 FLATNESS ±0.125



MATERIAL: SEE MATERIAL CHART COLOR: SEE COLOR CHART

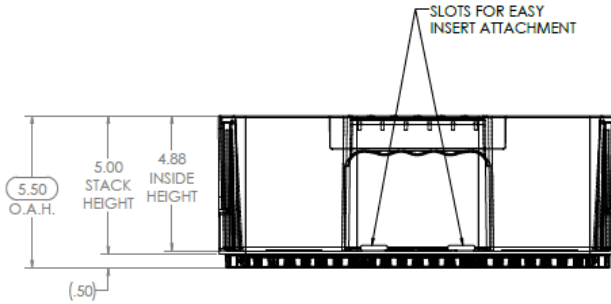
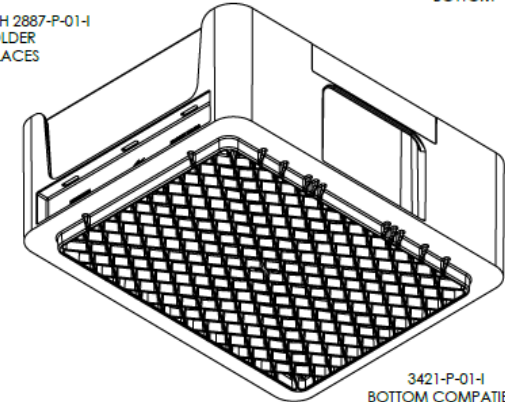
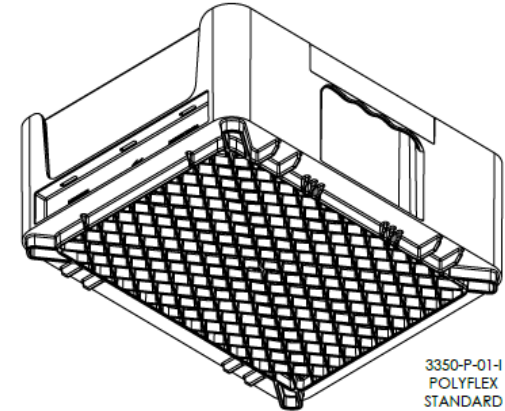
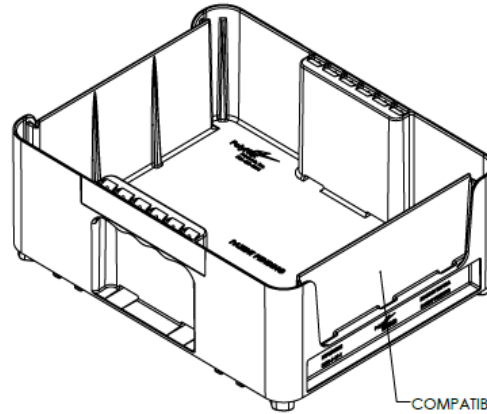
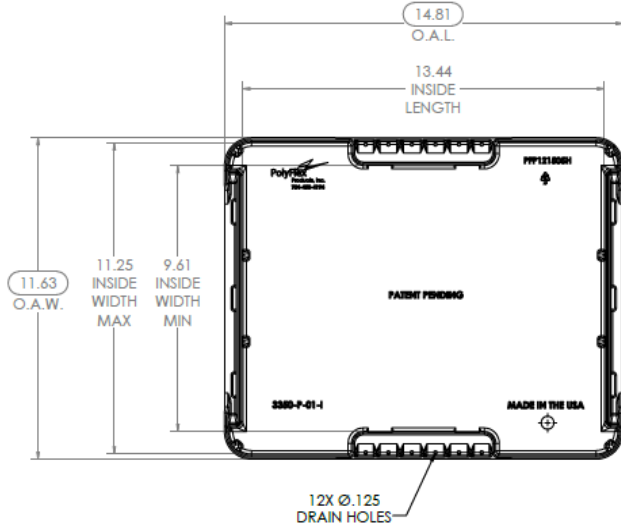
DATE: 6-19-13 DRAWN BY: RL CHECKED BY: RB APPROVAL DATE: 9-28-13 APPROVED BY: RB  
 PART NUMBER: 2885-T-01-I, 2885-I-01-I OR 3928-I-01-I SHEET SIZE: D  
 DESCRIPTION: FLEXITOTE 12" X 15" X 4" TOTE SHEET: 1 OF 1

CONTACT CUSTOMER SERVICE FOR CATALOG NUMBERS

PRINTED COPIES ARE UNCONTROLLED

# Flex Tote

12x15x5



MATERIAL	COLORS	
POLYPRO	BLACK	MEDIUM BLUE
POLYPRO 63D	LIGHT GRAY	DARK BLUE
	DARK GRAY	ALMOND
	LIGHT BLUE	TAN
	MEDIUM GREEN	BROWN
	RED	PURPLE
	YELLOW	PINK
	LIGHT GREEN	ORANGE
	DARK GREEN	-

DO NOT SCALE. CAD DATA IS THE MASTER.  
CAST, URETHANE & FABRICATED PARTS UNLESS OTHERWISE SPECIFIED  
X.X ± 0.15  
X.XX ± 0.040  
X.XXX ± 0.030  
Ø/ØØ CRITICAL DIMENSION  
[X.XX] REFERENCE DIMENSION  
± X.XX OVERRIDE DIMENSION  
INJECTION MOLDED PRODUCT  
ALL DIMENSIONS ±0.07 TO BE  
X.XX ±0.040  
X.XXX ±0.030  
ALL DIMENSIONS > 6.00" TO BE  
AS SHOWN IN FIG.  
FLATNESS: 0.125

MATERIAL: SEE MATERIAL CHART  
COLOR: SEE COLOR CHART



3350 COMMERCIAL DRIVE  
FARMINGTON HILLS, MI 48334  
WWW.POLYFLEXPRO.COM  
734.606.4174

POLYFLEX PRODUCTS PROGRAMS ARE KEYS AS SHOWN. ALL RIGHTS TO THE COMPANY AS WELL AS PROPRIETARY AND TRADE NAMES OF THE RELATED PARTS ARE RESERVED TO POLYFLEX PRODUCTS, INC. AND ARE NOT TO BE MANUFACTURED, USED, SOLD OR REPRODUCED TO OTHERS. THE DIMENSIONS, ETC. ARE SUBJECT TO CHANGE OR APPROVED WITHOUT THE EXPRESS PERMISSION OF POLYFLEX PRODUCTS, INC.

CONTACT CUSTOMER SERVICE FOR CATALOG NUMBERS

DATE	DESIGNED BY	APPROVED BY	DATE	DRWNGN	REV	BY	DATE
10-20-15	OLE	JRB	1-18-16			JRB	

DESCRIPTION: FLEXTOTE 12" X 15" X 5" TOTE

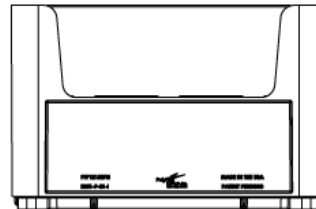
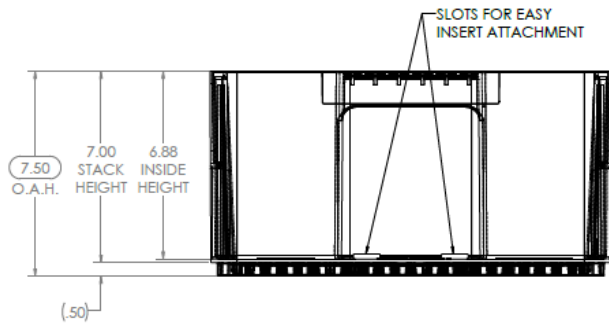
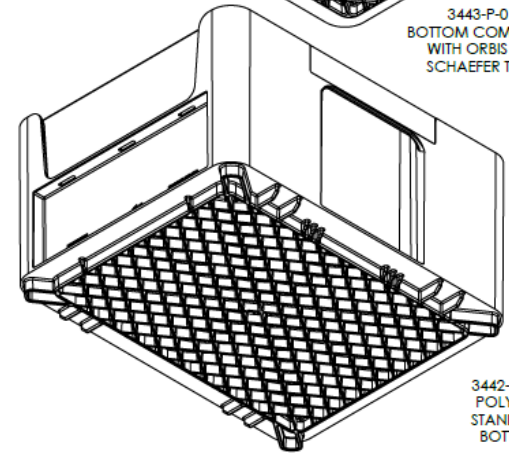
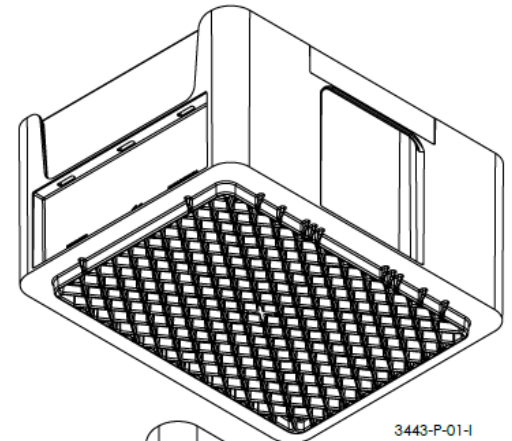
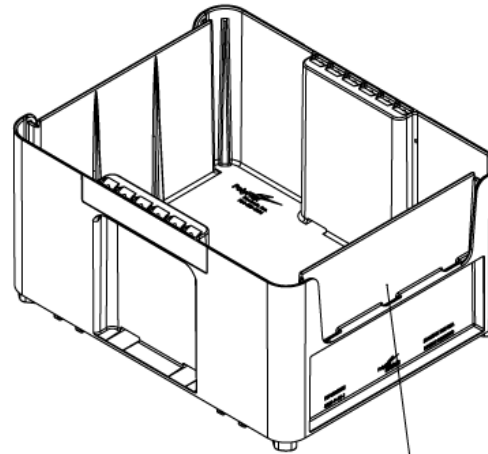
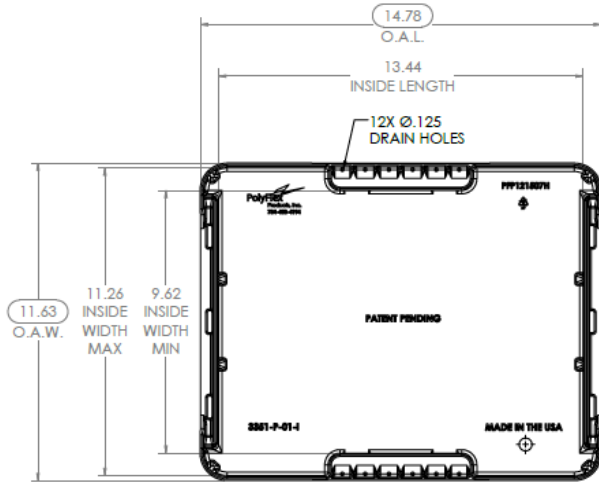
SHRIMP: 5350-I-01-I, 3350-I-01-I OR 3351-I-01-I

SHEET: 5 OF 5

PRINTED COPIES ARE UNCONTROLLED

# Flex Tote

12x15x7



MATERIAL	COLOR	
POLYPRO	BLACK	MEDIUM BLUE
POLYPRO ESD	LIGHT GRAY	DARK BLUE
	DARK GRAY	ALMOND
	LIGHT BLUE	TAN
	MEDIUM GREEN	BROWN
	RED	PURPLE
	YELLOW	PINK
	LIGHT GREEN	ORANGE
	DARK GREEN	-

DO NOT SCALE. CAD DATA IS THE MASTER.  
 CAST, URETHANE & FABRICATED PARTS UNLESS OTHERWISE SPECIFIED  
 X.X ±0.15  
 X.XX ±0.040  
 X.XXX ±0.030  
 (X.XX) CRITICAL DIMENSION  
 (X.XXX) REFERENCE DIMENSION  
 ±X.XX COVERAGE DIMENSION  
 INJECTION MOLDED PRODUCT ALL DIMENSIONS ±0.007" TO BE  
 X.XXX ±0.030  
 ALL DIMENSIONS > 4.00" TO BE ±0.004 IN/IN  
 FLATNESS ±0.125



POLYMER PRODUCTS PROGRAM MAY BE SUBJECT TO ALL RIGHTS TO THE COMPANY, IN WHOLE OR IN PART. THE PROGRAM MAY BE SUBJECT TO THE COMPANY'S POLICY ON THE USE OF POLYMER PRODUCTS, INC. AND MAY BE SUBJECT TO THE COMPANY'S POLICY ON THE USE OF POLYMER PRODUCTS, INC. AND MAY BE SUBJECT TO THE COMPANY'S POLICY ON THE USE OF POLYMER PRODUCTS, INC.

MATERIAL: SEE MATERIAL CHART		COLOR: SEE COLOR CHART	
START DATE: 5-3-16	DRAWN BY: GLE	CHECKED BY: JRB	APPROVED BY: JRB

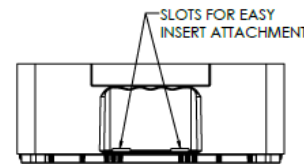
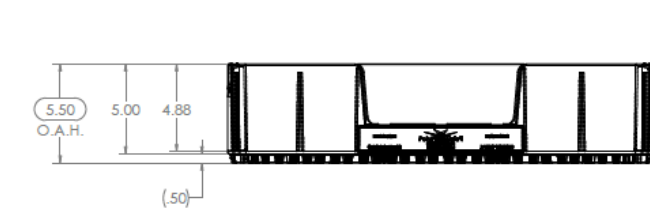
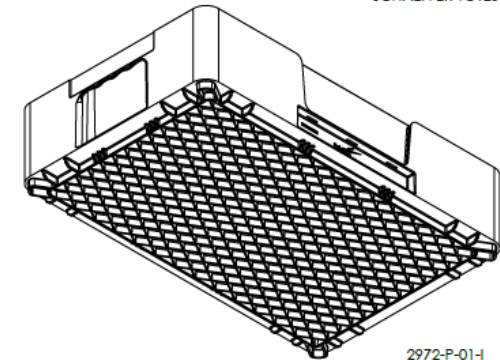
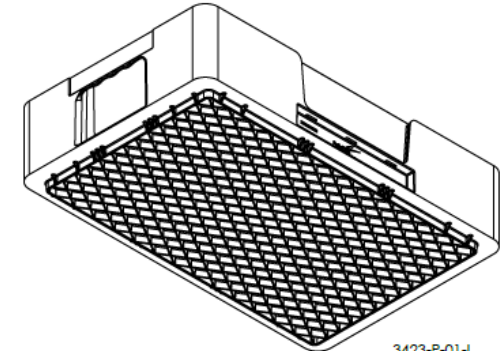
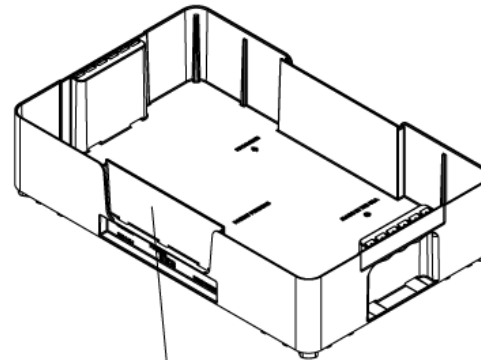
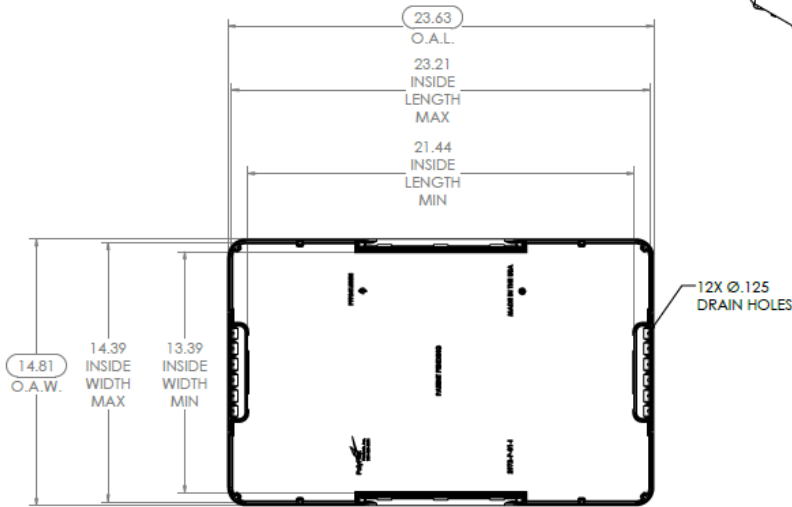
CONTACT CUSTOMER SERVICE FOR CATALOG NUMBERS

DESCRIPTION: FLEXTOTE 24" X 15" X 7" TOTE	QUANTITY: 1 OF 1
---	------------------

PRINTED COPIES ARE UNCONTROLLED

# Flex Tote

24x15x5



MATERIAL	COLORS	
POLYPRO	BLACK	MEDIUM BLUE
POLYPRO ESD	LIGHT GRAY	DARK BLUE
	DARK GRAY	ALMOND
	LIGHT BLUE	TAN
	MEDIUM GREEN	BROWN
	RED	PURPLE
	YELLOW	PINK
	LIGHT GREEN	ORANGE
	DARK GREEN	-

DO NOT SCALE. CAD DATA IS THE MASTER.  
CAST, URETHANE & FABRICATED PARTS UNLESS OTHERWISE SPECIFIED  
X.X ± 0.13  
X.XX ± 0.060  
X.XXX ± 0.030  
CRITICAL DIMENSION (C.D.) REFERENCE DIMENSION ± X.XX OVERRIDE DIMENSION  
INJECTION MOLDED PRODUCT ALL DIMENSIONS ± 0.00" TO BE X.XX ± 0.060  
X.XX ± 0.030  
ALL DIMENSIONS > 6.00" TO BE ± 0.004 IN/IN  
PLATNESS ± 0.125

MATERIAL: SEE MATERIAL CHART  
DIMENSIONS: 4-4-14  
DRAWN BY: GLE  
CHECKED BY: S-6-14  
APPROVED BY: KB

**PolyFlex**  
22003 COMMERCIAL DRIVE  
FAIRBINGHAM, MINN. 56003  
WWW.POLYFLEXPRO.COM  
1724050-0174

POLYFLEX PRODUCTS PROPRIETARY RIGHTS ARE RESERVED. ALL RIGHTS TO THE DRAWING, AS WELL AS THE PROPRIETARY DESIGN AND PATENT ON THE SUBSTANCE, ARE TO BE MAINTAINED. THIS IS NOT TO BE REPRODUCED OR TRANSMITTED IN ANY FORM OR BY ANY MEANS, ELECTRONIC OR MECHANICAL, INCLUDING PHOTOCOPYING, RECORDING, OR BY ANY INFORMATION STORAGE AND RETRIEVAL SYSTEM, WITHOUT PERMISSION FROM POLYFLEX PRODUCTS, INC.

CONTACT CUSTOMER SERVICE FOR CATALOG NUMBERS

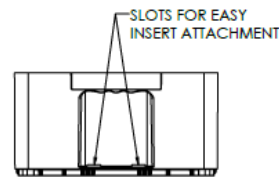
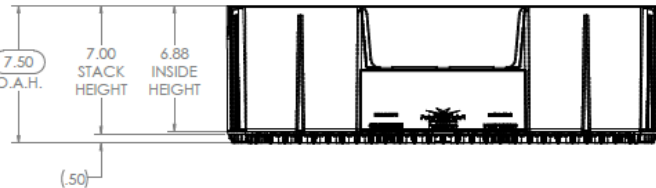
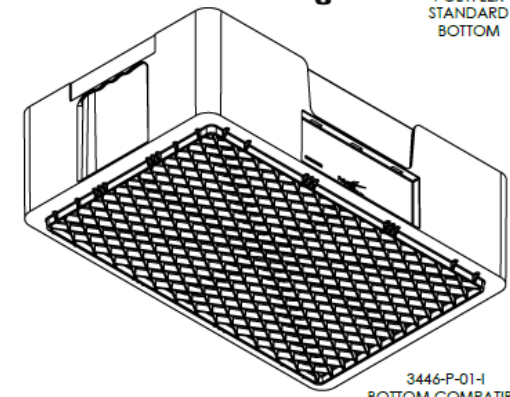
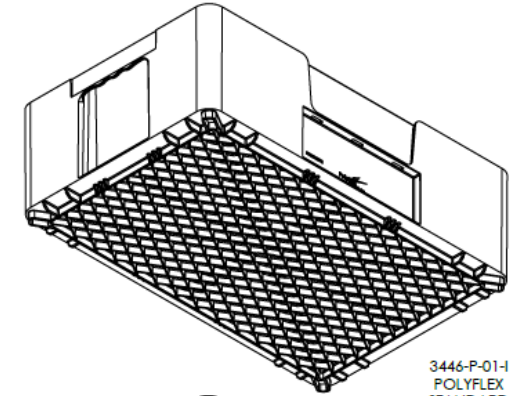
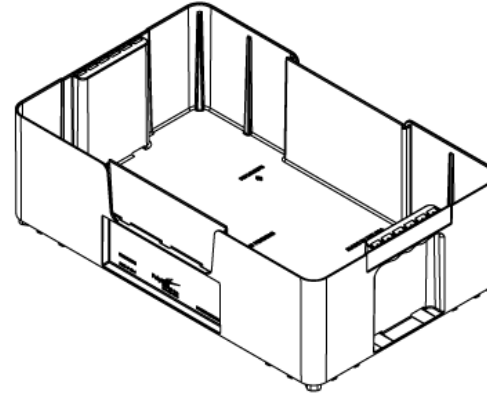
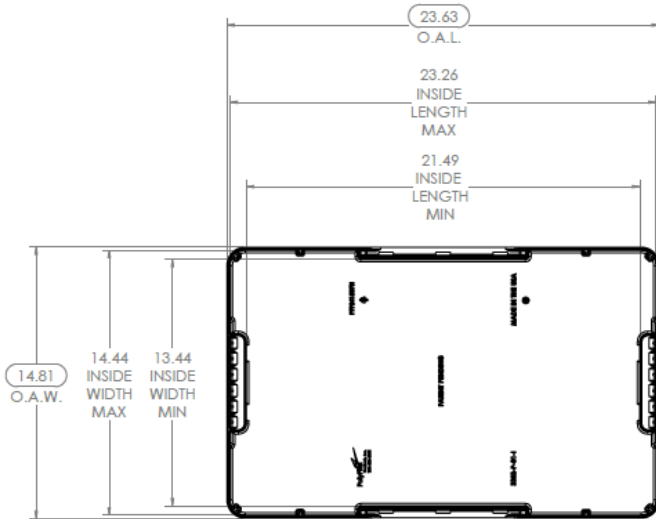
MODEL NUMBER: 2972-P-01-I, 2972-01-I1 OR 3352-01-I1	SHEET SIZE: D
DESCRIPTION: FLEX TOTE 24" X 15" X 5" TOTE	SHEET: 1 OF 1

PRINTED COPIES ARE UNCONTROLLED



# Flex Tote

24x15x7



MATERIAL	POLYPRO	POLYPRO ESD
----------	---------	-------------

COLORS	
BLACK	MEDIUM BLUE
LIGHT GRAY	DARK BLUE
DARK GRAY	ALMOND
LIGHT BLUE	TAN
MEDIUM GREEN	BROWN
RED	PURPLE
YELLOW	PINK
LIGHT GREEN	ORANGE
DARK GREEN	-

DO NOT SCALE. CAD DATA IS THE MASTER.  
**CAST, URETHANE & FABRICATED PARTS**  
 UNLESS OTHERWISE SPECIFIED:  
 XX ±0.13  
 XXX ±0.060  
 XXXX ±0.030  
**CRITICAL DIMENSION**  
 (XXX) REFERENCE DIMENSION  
 ±X.XX OVERRIDE DIMENSION  
**INJECTION MOLDED PRODUCT**  
 ALL DIMENSIONS +4.00" TO BE  
 XXX ±0.060  
 XXXX ±0.030  
 ALL DIMENSIONS > 4.00" TO BE  
 ±0.004 IN/IN  
 FLATNESS ±0.125

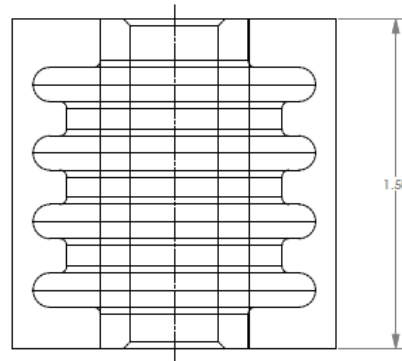
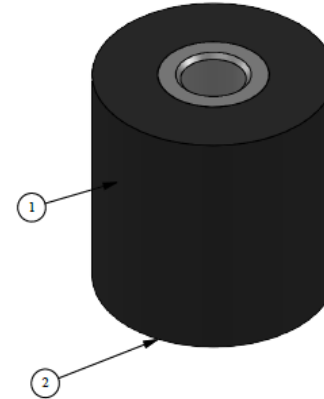
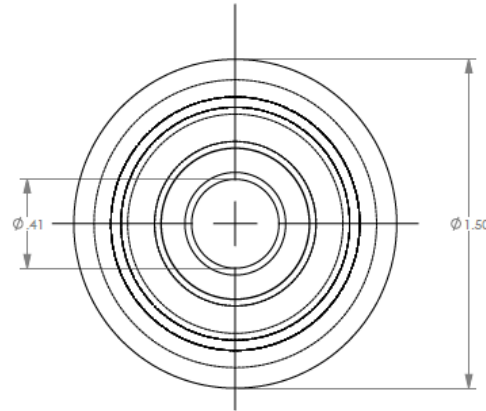
3300 CONSUMERS DRIVE  
 PARKINGTON WILLS, NJ 08853  
 WWW.POLYFLEXPRO.COM  
 17304554134

POLYMER PRODUCTS PROPRIETARY RIGHTS ARE RESERVED.  
 ALL RIGHTS TO THE DRAWING, AS WELL AS THE PROPRIETARY  
 DESIGN AND PATENT RIGHTS OF POLYMER PRODUCTS, INC.,  
 ARE RESERVED. THIS DRAWING IS THE PROPERTY OF  
 POLYMER PRODUCTS, INC. AND SHALL NOT BE COPIED  
 OR REPRODUCED WITHOUT THE WRITTEN PERMISSION OF  
 POLYMER PRODUCTS, INC.

MATERIAL: SEE MATERIAL CHART		COLOR: SEE COLOR CHART	
DATE: 5-31-14	DRAWN BY: CLE	CHECKED BY: JFS	APPROVED BY: JFS
3352-F-014, 3352-A01-H OR 3346-A01-H			
CONTACT CUSTOMER SERVICE FOR CATALOG NUMBERS			3352-F-014, 3352-A01-H OR 3346-A01-H
FLEX TOTE 24" X 15" X 7" TOTE			SHEET SIZE: D
			SHEET 1 OF 1

# Rollers

1721-A-02-I



ITEM NO.	PART NUMBER	DESCRIPTION	QTY.
1	1721-A-02-I	ROLLER HUB	1
2	1721-R-02-I	1.50" ROLLER O.D.	1

DO NOT SCALE. CAD DATA IS THE MASTER.

**CAST, URETHANE & FABRICATED PARTS UNLESS OTHERWISE SPECIFIED**  
 X.X ±0.13  
 X.XX ±0.060  
 X.XXX ±0.030

**(XXX) CRITICAL DIMENSION**  
 (XXX) REFERENCE DIMENSION  
 S.T.XX OVERSIZE DIMENSION

**INJECTION MOLDED PRODUCT**  
 ALL DIMENSIONS < 6.00" TO BE  
 X.XX ±0.060  
 X.XXX ±0.030  
 ALL DIMENSIONS > 6.00" TO BE  
 ±0.04 IN/IN  
 FLATNESS ±0.125

**MATERIAL: SEE COMPONENT**      **COLOR: SEE COMPONENT**

DATE: 8/1/11      DESIGNED BY: LT      CHECKED BY: DA      APPROVAL DATE: 9-26-14      APPROVED BY: DANGELO

DESCRIPTION: GLASS ROLLER ASSEMBLY      SHEET: 1 OF 1

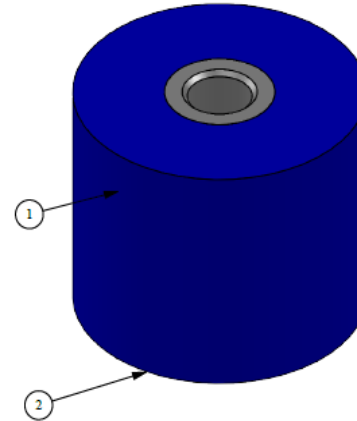
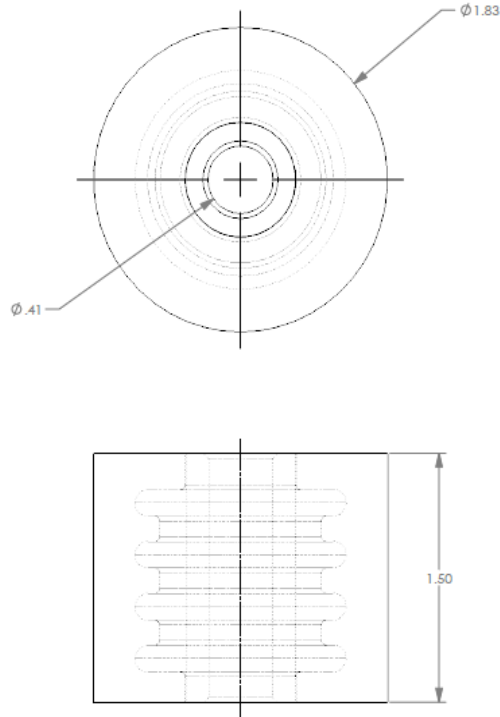
PART NUMBER: 1721-A-02-I\_CATALOG      REVISION: REL



POLYMER PRODUCTS FURNISHES PARTS AS SHOWN. ALL RIGHTS TO THE DRAWING, IN WHOLE OR IN PART, AND ANY RIGHTS OF THE SUBJECT MATTER, ARE RESERVED TO POLYMER PRODUCTS, INC. ANY UNAUTHORIZED CHANGE, MODIFICATION OR REPRODUCTION OF THIS DRAWING IS TO BE REPORTED TO THE PROPERTY OF POLYMER PRODUCTS, INC. AND SHALL NOT BE COPIED OR REPRODUCED WITHOUT THE EXPRESS PERMISSION OF POLYMER PRODUCTS, INC.

# Rollers

2251-A-01-I



ITEM NO.	PART NUMBER	DESCRIPTION	QTY.
1	2251-R-01-I	ROLLER HUB	1
2	2251-R-01-I	ROLLER O.D.	1

DO NOT SCALE. CAD DATA IS THE MASTER

**CAST, URETHANE & FABRICATED PARTS UNLESS OTHERWISE SPECIFIED**  
 X.X ± 0.15  
 X.XX ± 0.040  
 X.XXX ± 0.030

**CRITICAL DIMENSION**  
 (X.XX) REFERENCE DIMENSION  
 X.XXX OVERRIDE DIMENSION

**INJECTION MOLDED PRODUCT**  
 ALL DIMENSIONS < 6.00" TO BE X.XX ± 0.040  
 ALL DIMENSIONS > 6.00" TO BE ± 0.004 IN/IN  
 FLATNESS & 0.125

**MATERIAL: SEE COMPONENT**      **COLOR: SEE COMPONENT**

DATE: 7-06-11    DESIGNED BY: JB    CHECKED BY:    APPROVAL DATE:    APPROVED BY:

DESCRIPTION: **GLASS RACK DUNNAGE ROLLER**      SHEET SIZE: D

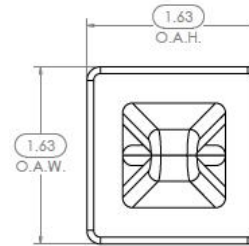
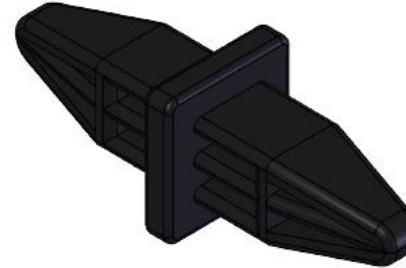
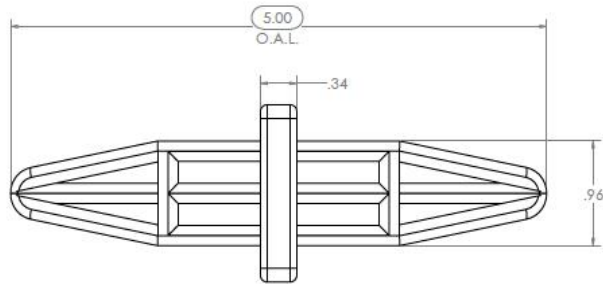
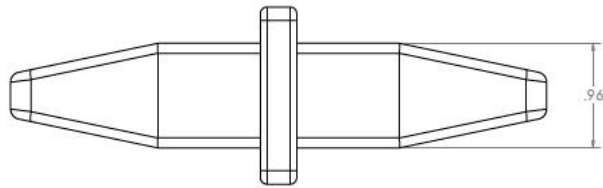
PART NUMBER: **2251-A-01-I\_CATALOG**      SHEET: 1 OF 1


REVISION: REL

PRINTED COPIES ARE UNCONTROLLED

# Stack Post

1917-P-01-I



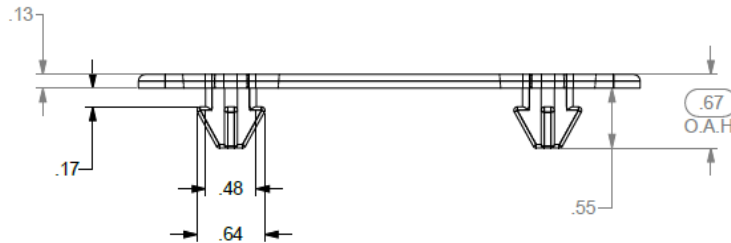
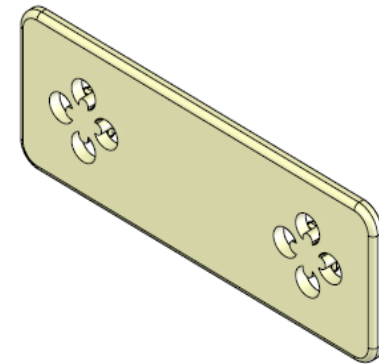
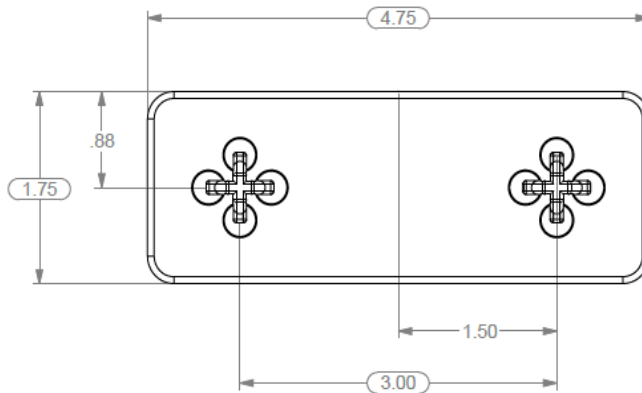
DIMENSIONS: CAD/DATA & THE MATTER <b>CAD, URETHANE &amp; FABRICATED PARTS</b> UNLESS OTHERWISE SPECIFIED X.X ±0.15 X.XX ±0.050 X.XXX ±0.020 (XXX) CRITICAL DIMENSION (XXX) REFERENCE DIMENSION ± X.XX OVERRIDE DIMENSION INJECTION MOLDED PRODUCT ALL DIMENSIONS < 6.00" TO BE X.XX ±0.050 X.XXX ±0.020 ALL DIMENSIONS > 6.00" TO BE ±0.04 RUM FLATNESS ±0.125				 2350 COMMERCE DRIVE FARMINGTON HILLS, MI 48334 WWW.POLYFLEXPRO.COM (734)482-4174 <small>POLYFLEX PRODUCTS AND/OR ANY OTHERS AS INDICATED          ALL RIGHTS TO THE DRAWING, AS WELL AS THE PROGRAMS          AND/OR THE PARTS OF THE SUBJECT MATTER, ARE          RESERVED BY POLYFLEX PRODUCTS, INC. AND ARE NOT          TO BE REPRODUCED, COPIED, USED, OR OTHERWISE          CHANGED, AND DRAWINGS TO BE MAINTAINED THE PROPERTY          OF POLYFLEX PRODUCTS, INC. AND SHALL NOT BE COPIED          OR REPRODUCED WITHOUT THE EXPRESS PERMISSION OF          POLYFLEX PRODUCTS, INC.</small>	
MATERIAL: 70D TPU, 15% GLASS FILLED				COLOR: BLACK	
DESIGNED BY: 8-11-15	DRAWN BY: DH	CHECKED BY: WD	APPROVAL DATE: 8-11-15	APPROVED BY: WD	
DESCRIPTION: STACKING POST				SHEET SIZE: D	
PART NUMBER: 1917-P-01-I_CATALOG				REVISION: A	

PRINTED COPIES ARE UNCONTROLLED

# TPU Buttons

1231-P-01-I

RECOMMENDATIONS	
MAXIMUM SURFACE THICKNESS TO SNAP TO	.15"
HOLE DIAMETER	.54"



DO NOT SCALE. CAD DATA IS THE MASTER		PolyFlex	
<b>CAST, URETHANE &amp; FABRICATED PARTS UNLESS OTHERWISE SPECIFIED</b>			
X.XX ±0.13		 2330 COMMERCIAL DRIVE FARMINGTON HILLS, MI 48335 WWW.POLYFLEXCO.COM (734) 650-4174	
X.XXX ±0.040			
X.XXXX ±0.030			
<b>(XXXX) CRITICAL DIMENSION</b>			
<b>(LXXX) REFERENCE DIMENSION</b>			
<b>±X.XXX COVERAGE DIMENSION</b>			
<b>INJECTION MOLDED PRODUCT</b>			
ALL DIMENSIONS <6.00" TO BE			
X.XX ±0.040			
X.XXX ±0.030			
ALL DIMENSIONS >6.00" TO BE			
±0.04 IN/IN			
FLATNESS ±0.125			
MATERIAL: SEE CHART		COLOR: SEE CHART	
DATE/REV: 3-1-11	DRAWN BY: LJD	CHECKED BY: DA	APPROVED BY: DA
DESCRIPTION: 1231-T-01-I	PART NUMBER: 1231-P-01-I		SHEET SEE: D
DESCRIPTION: 1.75" x 4.75" TPU PAD			SHEET: 1 OF 1
PART NUMBER: 1231-P-01-I_CATALOG			REVISION: A

CONFIGURATION TABLE


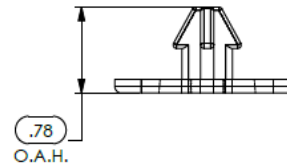
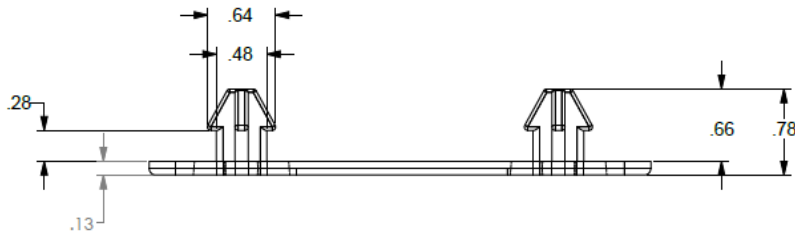
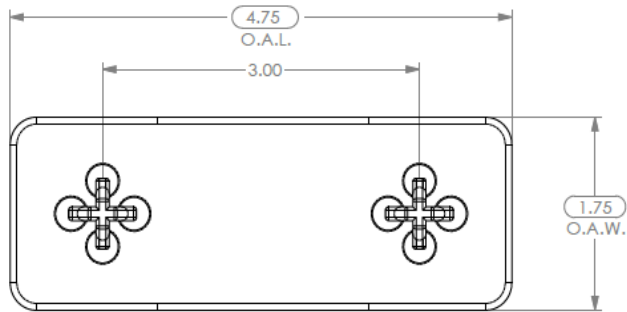
PART NUMBER	MATERIAL	COLOR
1231-P-01-I	90A TPU	NATURAL
1231-P-02-I	80D TPU	BLACK

PRINTED COPIES ARE UNCONTROLLED

# TPU Buttons

1231-P-25-I

RECOMMENDATIONS	
MAXIMUM SURFACE THICKNESS TO SNAP TO	.26
HOLE DIAMETER	.54



DO NOT SCALE CAD DATA TO THE MASTER			
<b>CAST, BENTONE &amp; FABRICATED PARTS UNLESS OTHERWISE SPECIFIED</b>			
3.X	± 0.13		
2.X.X	± 0.080		
1.X.X.X	± 0.030		
<b>(C.D.)</b>	<b>CRITICAL DIMENSION</b>		
<b>(R.X.X)</b>	<b>REFERENCE DIMENSION</b>		
<b>(O.V.)</b>	<b>OVERRIDE DIMENSION</b>		
<b>INJECTION MOLDED PRODUCT</b>			
ALL DIMENSIONS < 4.00" TO BE			
X.XXX ± 0.060			
X.XXX ± 0.050			
ALL DIMENSIONS > 4.00" TO BE			
± 0.004 FURN			
FLATNESS ± 0.125			
<b>MATERIAL: 90 A TPU</b>		<b>COLOR: NATURAL</b>	
DESIGNED BY: 4-8-09	DESIGNED BY: ML	CHECKED BY: DA	APPROVED BY: DA
MOLD NUMBER: 1231-T-32-I			STAMP SEE: D
DESCRIPTION: TPU SNAP IN PADS FOR 1/4" PLATE			SHEET: 1 OF 1
PART NUMBER: 1231-P-25-I_CATALOG			REVISION: A



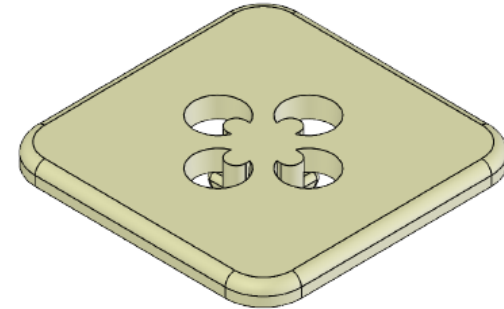
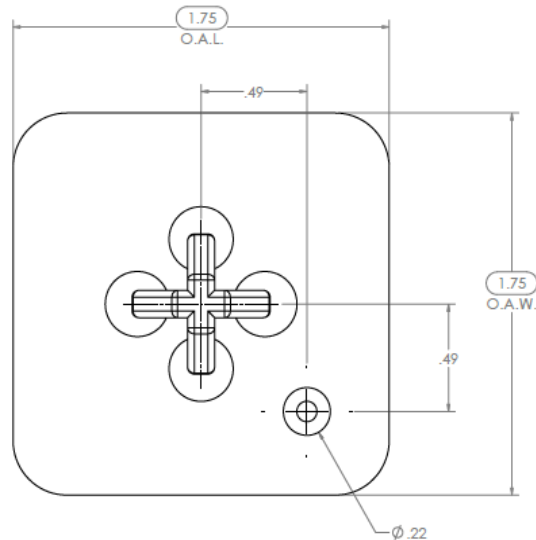
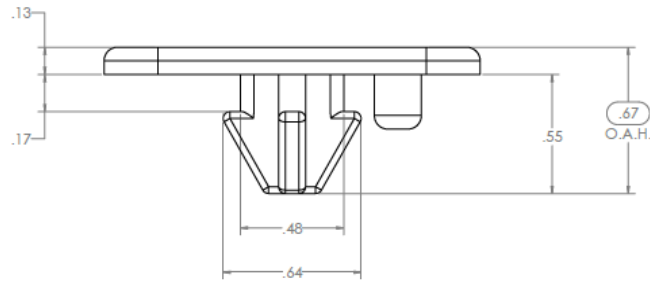
POLYMER PRODUCTS PROGRAMS ARE AVAILABLE AND SUBJECT TO THE SUPPLIER'S USE WITH THE INFORMATION AND UNDER THE TERMS OF THE SUBJECT MATTER, ARE OWNED BY POLYMER PRODUCTS, INC. AND ARE NOT TO BE REPRODUCED, COPIED, SOLD OR OTHERWISE USED WITHOUT THE WRITTEN PERMISSION OF POLYMER PRODUCTS, INC. UNLESS OTHERWISE SPECIFIED BY POLYMER PRODUCTS, INC.


PRINTED COPIES ARE UNCONTROLLED

# TPU Buttons

1232-P-01-I

RECOMMENDATIONS	
MAXIMUM SURFACE THICKNESS TO SNAP TO	.15
HOLE DIAMETER	.54



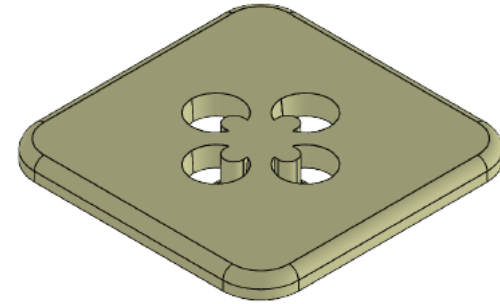
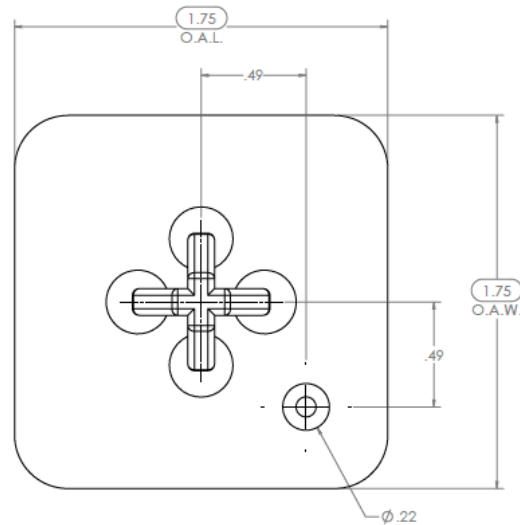
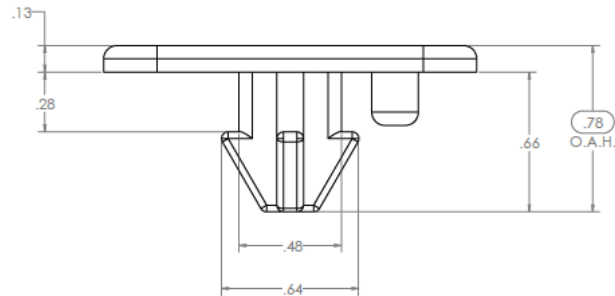
DO NOT SCALE. CAD DATA IS THE MASTER.				 23973 COMMERCIAL DRIVE FARMINGTON HILLS, MI 48334 WWW.POLYFLEXPRO.COM (734)608-4174	
CAST, URETHANE & FABRICATED PARTS UNLESS OTHERWISE SPECIFIED X.X ± 0.13 X.XX ± 0.040 X.XXX ± 0.030 XXXX CRITICAL DIMENSION (X.XX) REFERENCE DIMENSION ± X.XX OVERRIDE DIMENSION (734)608-4174					
INJECTION MOLDED PRODUCT ALL DIMENSIONS ± 0.07 TO BE XXX ± 0.040 X.XXX ± 0.030 ALL DIMENSIONS > 6.00" TO BE ± 0.004 IN/IN FLATNESS 0.125				POLYFLEX PRODUCTS PROGRAMS ARE REVISED AS NECESSARY. ALL RIGHTS TO THE DRAWING ARE RESERVED BY POLYFLEX PRO. AND NO PARTS OF THE SUBJECT MATTER ARE TO BE REPRODUCED, COPIED, OR TRANSMITTED IN ANY FORM OR BY ANY MEANS, ELECTRONIC OR MECHANICAL, INCLUDING PHOTOCOPYING, RECORDING, OR BY ANY INFORMATION STORAGE AND RETRIEVAL SYSTEM, WITHOUT THE WRITTEN PERMISSION OF POLYFLEX PRO. SEE ADDITIONAL TERMS AND CONDITIONS OF SALE. POLYFLEX PRO, INC.	
MATERIAL: 90A TPU				COLOR: NATURAL	
DATE: 10-15-14	DESIGNED BY: JLB	CHECKED BY: DA	APPROVED BY: DA	SHEET SIZE: D	
DESCRIPTION: "SMALL" HOLD DOWN, SOUND DEADENER				SHEET: 1 OF 1	
PART NUMBER: 1232-P-01-I_CATALOG				REVISION: A	


PRINTED COPIES ARE UNCONTROLLED

# TPU Buttons

1232-P-25-I

RECOMMENDATIONS	
MAXIMUM SURFACE THICKNESS TO SNAP TO	.26
HOLE DIAMETER	.54



DO NOT SCALE. CAD DATA IS THE MASTER				 POLYFLEX PRO, INC. 23003 COMMERCIAL DRIVE FAIRBORN, MN 55009 WWW.POLYFLEXPRO.COM 774-608-4714	
<b>CAD, URETHANE &amp; FABRICATED PARTS</b> UNLESS OTHERWISE SPECIFIED: X.X .13 X.XX ± 0.040 X.XXX ± 0.030 (XXX) CRITICAL DIMENSION (XXX) REFERENCE DIMENSION ± X.XX OVERRIDE DIMENSION					
<b>INJECTION MOLDED PRODUCT</b> ALL DIMENSIONS <math>< 6.00''</math> TO BE X.XX ± 0.040 X.XXX ± 0.030 ALL DIMENSIONS > 6.00'' TO BE ± 0.04 IN/IN FINISH: ± 0.125				POLYFLEX PRODUCTS PROGRAM ARE AS SHOWN AND ALL RIGHTS TO THE DESIGN, USE AND THE REPRODUCTION AND MODIFICATION OF THE SUBJECT MATTER ARE RESERVED BY POLYFLEX PRO, INC. AND SERVICE TO BE MANUFACTURED USING TOOLS OR DECLARED TO OTHERS, THE DIMENSIONS TO MANUFACTURE PRODUCT OR MODIFIED THEREOF, THE DIMENSIONS SHALL BE CONTROLLED BY POLYFLEX PRO, INC.	
MATERIAL: 90A TPU		COLOR: NATURAL			
DESIGNED BY: 4-S-09	REVIEWED BY: ML	CHECKED BY: DA	APPROVED DATE: 10-15-14	APPROVED BY: DA	
DESCRIPTION: TPU PAD FOR 1/4" PLATE, SOUND DEADENER			1231-1-324	3RD REV	
PART NUMBER: 1232-P-25-I_CATALOG				1 OF 1	
				REVISION: REL	

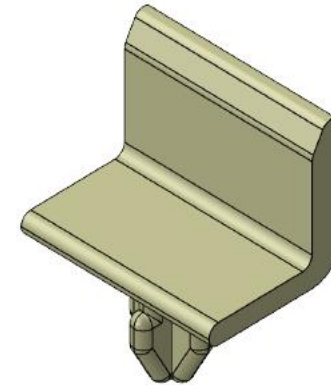
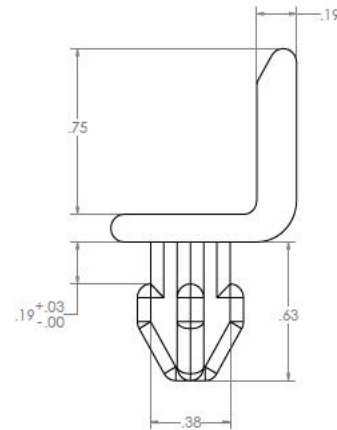
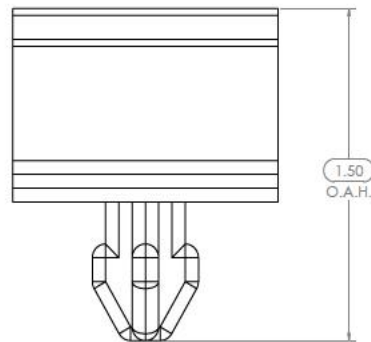
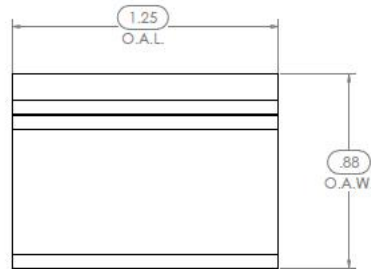
PRINTED COPIES ARE UNCONTROLLED




# TPU Buttons

1299-P-01-I

RECOMMENDATIONS	
MAXIMUM SURFACE THICKNESS TO SNAP TO	.17
HOLE DIAMETER	.40



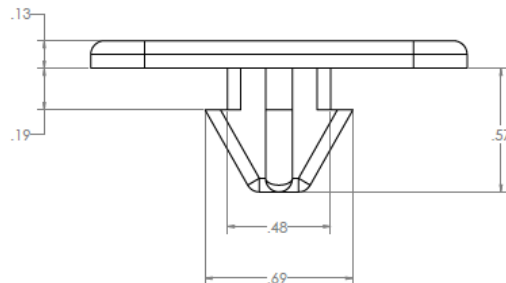
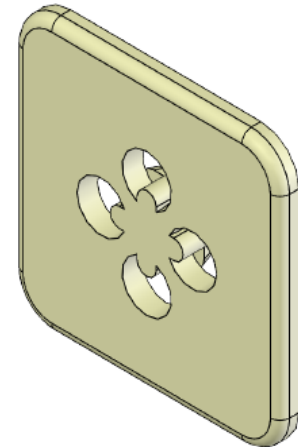
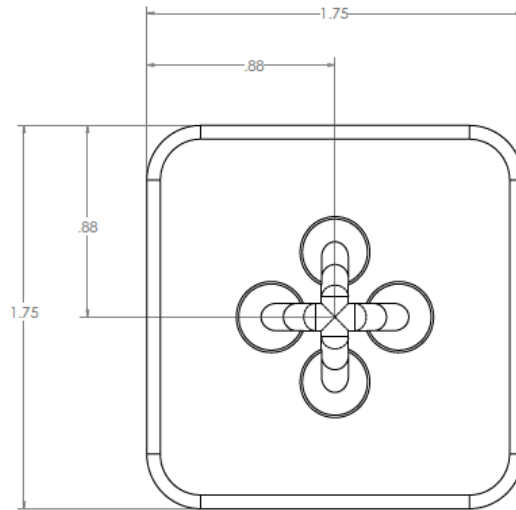
DO NOT SCALE. CAD DATA IS THE MASTER.			
<b>CAST URETHANE &amp; FABRICATED PARTS</b> UNLESS OTHERWISE SPECIFIED X.X ±.15 X.XX ±0.050 X.XXX ±0.020 (XXX) CRITICAL DIMENSION (XXX) REFERENCE DIMENSION ±.X.XX OF FEATURE DIMENSION		 3300 COMMERCE DRIVE FARMINGTON HILLS, MI 48334 WWW.POLYFLEX.COM (734)684-4194	
<b>INJECTION MOLDED PRODUCT</b> ALL DIMENSIONS <6.00" TO BE X.XX ±0.040 X.XXX ±0.030 ALL DIMENSIONS > 6.00" TO BE ±0.004 IN/IN FLATNESS ±0.125		POLYFLEX PRODUCTS PROGRAMS ARE SUBJECT TO ALL RIGHTS TO INTELLECTUAL PROPERTY AND TRADE SECRETS OF POLYFLEX PRODUCTS, INC. AND ARE NOT TO BE REPRODUCED, COPIED, SOLD OR OTHERWISE USED WITHOUT THE WRITTEN PERMISSION OF POLYFLEX PRODUCTS, INC.	
MATERIAL: 90A TPU		COLOR: NATURAL	
DATE: 6-28-14	DESIGNED BY: MAM	CHECKED BY: WD	APPROVAL DATE: 8-5-14
APPROVED BY: [Signature]		APPROVED BY: [Signature]	
DESCRIPTION: 1299-T-01-I		DATE: 8-5-14	
DESCRIPTION: "L" BRACKET TPU STD.		SHEET: 1 OF 1	
PART NUMBER: 1299-P-01-I CATALOG		REVISION: A	

PRINTED COPIES ARE UNCONTROLLED

# TPU Buttons

1339-P-01-I

RECOMMENDATIONS	
MAXIMUM SURFACE THICKNESS TO SNAP TO	.17
HOLE DIAMETER	.59



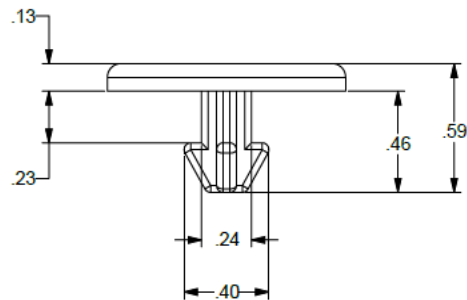
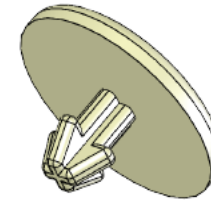
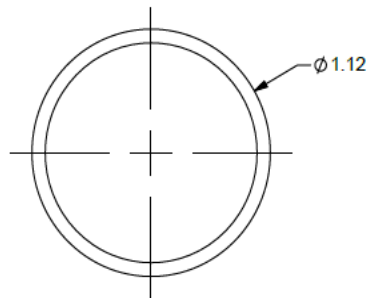
DOWNSCALE, CAD DATA & NET MASTERS CAST URETHANE & FABRICATED PARTS UNLESS OTHERWISE SPECIFIED X.X ±0.13 X.XX ±0.040 X.XXX ±0.030 (XXX) CRITICAL DIMENSION (X.XX) REFERENCE DIMENSION ±X.XX OVERRIDE DIMENSION		2000 COMMERCIAL DRIVE FAIRHAVEN HILL, MI 48033 WWW.POLYFLEXPRO.COM (734)426-4114
INJECTION MOLDED PRODUCT ALL DIMENSIONS <math>\pm 0.007</math> TO BE X.XX ±0.040 X.XXX ±0.030 ALL DIMENSIONS > 4.00" TO BE ±0.004 IN/IN FLATNESS ±0.125		
MATERIAL: 90A TPU COLOR: NATURAL		POLYMER PRODUCTS PROPRIETARY DESIGN AS SHOWN ALL RIGHTS TO THE DRAWING, AS WELL AS THE PRODUCT AND NOTION IN WHOLE OR IN PART, ARE RESERVED BY POLYMER PRODUCTS, INC. AND ARE TO BE MANUFACTURED ONLY FOR THE CUSTOMER TO WHOM THE DRAWING IS ISSUED. THE CUSTOMER OR ANY OTHER PARTY SHALL BE COMPELLED TO OBTAIN WRITTEN PERMISSION FROM POLYMER PRODUCTS, INC. BEFORE REPRODUCING OR TRANSMITTING IN ANY FORM OR BY ANY MEANS, ELECTRONIC OR MECHANICAL, INCLUDING PHOTOCOPYING, RECORDING, OR BY ANY INFORMATION STORAGE AND RETRIEVAL SYSTEM.
DATE: 5-2-01 DRAWN BY: DB CHECKED BY: DB APPROVED BY: 5-2-01 1339-P-01-I	SHEET NO: 0 OF 1	APPROVED BY: KB DATE: 5-2-01 1339-P-01-I_CATALOG


PRINTED COPIES ARE UNCONTROLLED

# TPU Buttons

1400-P-01-I

RECOMMENDATIONS	
MAXIMUM SURFACE THICKNESS TO SNAP TO	.21
HOLE DIAMETER	.30



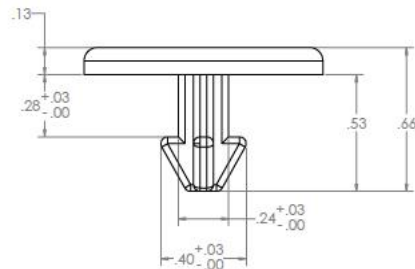
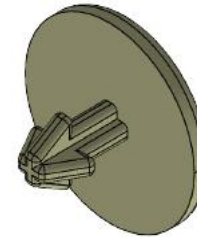
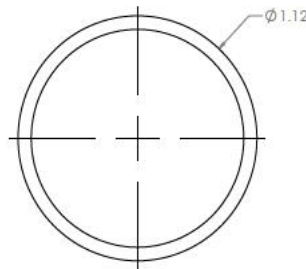
DO NOT SCALE. CAD DATA IS THE MASTER.				 22093 COMMERCE DRIVE FARMINGTON HILLS, MI 48335 WWW.POLYFLEX.COM	
CAST URETHANE & FABRICATED PARTS UNLESS OTHERWISE SPECIFIED .XX ±0.15 .XXX ±0.060 .XXXX ±0.030 (XXX) CRITICAL DIMENSION (XXX) REFERENCE DIMENSION ±.XXX OVER/UNDER DIMENSION					
INJECTION MOLDED PRODUCT ALL DIMENSIONS < 6.00" TO BE .XX ±0.040 .XXX ±0.030 ALL DIMENSIONS > 6.00" TO BE ±0.04 IN/IN FLATNESS ±0.125				POLYFLEX PRODUCTS FABRICATED PARTS ARE UNCONTROLLED ALL RIGHTS TO THE DRAWING, DESIGN OR INVENTION ARE RESERVED BY POLYFLEX PRODUCTS, INC. AND ARE NOT TO BE REPRODUCED, USED, COPIED OR DISCLOSED TO OTHERS. THIS DRAWING IS TO REMAIN THE PROPERTY OF POLYFLEX PRODUCTS, INC. AND SHALL NOT BE COPIED OR REPRODUCED WITHOUT THE EXPRESS PERMISSION OF POLYFLEX PRODUCTS, INC.	
MATERIAL: 90A TPU				COLOR: NATURAL	
DATE: 3-8-11	DESIGNER: JDL	CHECKED BY: DA	APPROVAL DATE: 7-8-14	APPROVED BY: DW	PRINT SIZE: D
DESCRIPTION: 1400-T-02-I W/ 1400-I-01-I					OVER: 1 OF 1
DESCRIPTION: TPU BUTTON					REVISION: REL
PART NUMBER: 1400-P-01-I CATALOG					

PRINTED COPIES ARE UNCONTROLLED

# TPU Buttons

1400-P-02-I

RECOMMENDATIONS	
MAXIMUM SURFACE THICKNESS TO SNAP TO	.26
HOLE DIAMETER	.30



QUANTITY SCALE, CAD DATA & THE MASTER CAST, URETHANE & FABRICATED PARTS UNLESS OTHERWISE SPECIFIED XX ± 0.15 XXX ± 0.050 XXXX ± 0.030 CRITICAL DIMENSION [XXX] REFERENCE DIMENSION ± XXX OVERSE DIMENSION		 <p>28700 COMMERCIAL DRIVE FARMINGTON HILLS, MI 48334 WWW.POLYFLEXPOLY.COM (734)628-4194</p> <p>ALL POLYFLEX PRODUCTS REQUIRE APPROPRIATE HANDLING AND STORAGE. POLYFLEX PRODUCTS ARE NOT TO BE USED IN APPLICATIONS WHERE THEY WILL BE EXPOSED TO HIGH TEMPERATURES, SOLAR RADIATION, OR OTHER ENVIRONMENTAL CONDITIONS THAT MAY CAUSE DEGRADATION. POLYFLEX PRODUCTS ARE NOT TO BE USED IN APPLICATIONS WHERE THEY WILL BE EXPOSED TO HIGH TEMPERATURES, SOLAR RADIATION, OR OTHER ENVIRONMENTAL CONDITIONS THAT MAY CAUSE DEGRADATION.</p>
INJECTION MOLDED PRODUCT ALL DIMENSIONS < 6.00" TO BE XX ± 0.050 XXX ± 0.030 ALL DIMENSIONS > 6.00" TO BE ± 0.004 FVN FLATNESS ± 0.125		
MATERIAL: 90A TPU		COLOR: SEE CHART
DATE: 1-5-16	DESIGNED BY: DH	CHECKED BY: TT
APPROVED BY: 1-5-16	APPROVED BY: 1-5-16	APPROVED BY: DH

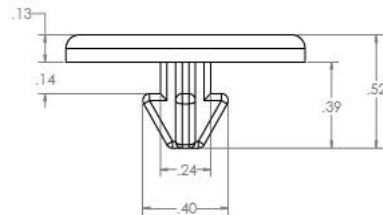
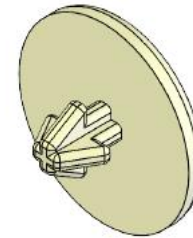
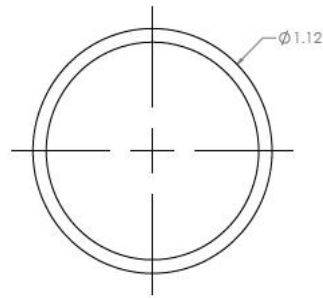
PART NUMBER	COLOR	DESCRIPTION	DATE
1400-P-02-I	NATURAL	ROUND TPU BUTTON	1-5-16
1400-P-22-I	BLACK	ROUND TPU BUTTON	1-5-16

PRINTED COPIES ARE UNCONTROLLED

# TPU Buttons

1400-P-03-I

RECOMMENDATIONS	
MAXIMUM SURFACE THICKNESS TO SNAP TO	.12
HOLE DIAMETER	.30



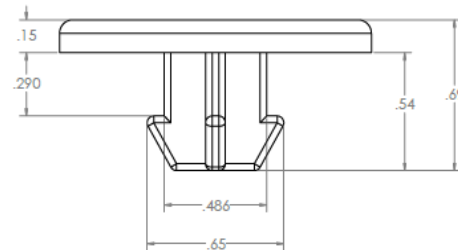
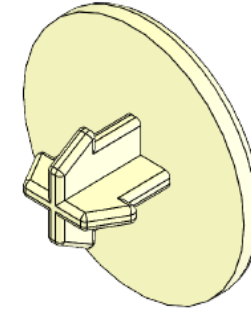
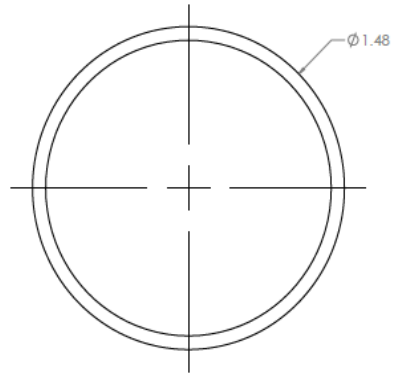
DO NOT SCALE. CAD DATA IS THE MASTER. CAST, WRETHANE & FABRICATED PARTS UNLESS OTHERWISE SPECIFIED X.X ± 0.13 X.XX ± 0.080 X.XXX ± 0.030 (XXX) CRITICAL DIMENSION (X.XX) REFERENCE DIMENSION & X.XX OVERRIDE DIMENSION INJECTION MOLED PRODUCT ALL DIMENSIONS ±.007 TO BE X.XX ±0.080 X.XXX ±0.030 ALL DIMENSIONS > .600" TO BE ±.004 IN/IN FLATNESS ±0.125				<p>2200 COMMERCIAL DRIVE                  FARMINGTON HILLS, MI 48335                  WWW.POLYFLEXPRO.COM                  (734)638-4174</p> <p>POLYFLEX PRODUCTS FURNISH APPROXIMATE AS SHOWN. WE DO NOT ASSUME RESPONSIBILITY FOR THE PROPER FIT AND HOW THE PARTS OF THE PRODUCT ARE USED. THE USER SHALL BE RESPONSIBLE FOR THE PROPER FIT AND HOW THE PARTS ARE USED. THE USER SHALL BE RESPONSIBLE FOR THE PROPER FIT AND HOW THE PARTS ARE USED. THE USER SHALL BE RESPONSIBLE FOR THE PROPER FIT AND HOW THE PARTS ARE USED.</p>	
MATERIAL: 90A TPU				COLOR: SEE CHART	
DATE: 3-8-11	DESIGNED BY: JDL	CHECKED BY: JDL	APPROVED BY: DA	DATE: 12-9-14	
PART NUMBER	COLOR	1400-T-03-I w/1400-I-03-I		SHEET: 1 OF 1	
1400-P-03-I	NATURAL	SNAP IN TPU BUTTON		REVISION: A	
1400-P-21-I	BLACK	1400-P-03-I_CATALOG		REVISION: A	


PRINTED COPIES ARE UNCONTROLLED

# TPU Buttons

1400-P-04-I

RECOMMENDATIONS	
MAXIMUM SURFACE THICKNESS TO SNAP TO	.27
HOLE DIAMETER	.55



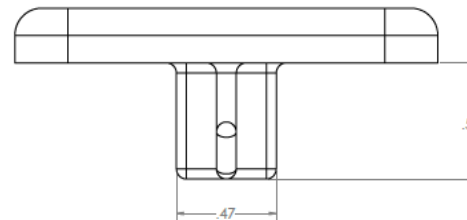
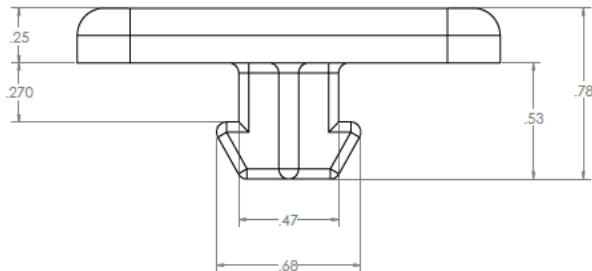
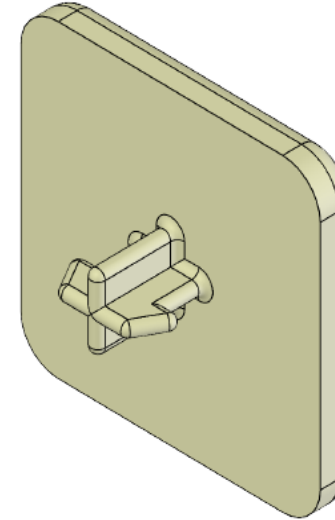
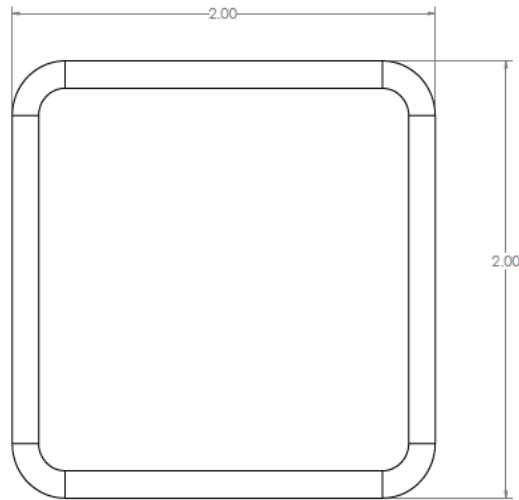
DO NOT SCALE. CAD DATA IS THE MASTER.				 23300 COMMERCIAL DRIVE FARMINGTON HILLS, MI 48334 WWW.POLYFLEXPRO.COM (734) 668-4174	
CAST, URETHANE & FABRICATED PARTS UNLESS OTHERWISE SPECIFIED X.X ±0.13 X.XX ±0.060 X.XXX ±0.030 (X.XX) CRITICAL DIMENSION (X.XXX) REFERENCE DIMENSION ± X.XX OVERRIDE DIMENSION					
INJECTION MOLDED PRODUCT ALL DIMENSIONS < 6.00" TO BE X.XX ±0.040 X.XXX ±0.030 ALL DIMENSIONS > 6.00" TO BE ±0.004 IN/IN FLATNESS ±0.125				POLYFLEX PRODUCTS AND RELATED PARTS ARE SOLD AS IS. ALL DIMENSIONS ARE TO THE CENTER UNLESS OTHERWISE SPECIFIED. DIMENSIONS ARE APPROXIMATE. POLYFLEX PRODUCTS, INC. AND RELATED PARTS ARE NOT TO BE MANUFACTURED, USED, STOCKED OR ORDERED TO CHANGE. THE DIMENSIONS IN THIS DRAWING ARE APPROXIMATE AND DO NOT REPRESENT THE EXACT DIMENSIONS OF THE PRODUCTS. POLYFLEX PRODUCTS, INC. ASSUMES NO LIABILITY FOR ANY DIMENSIONS OF PRODUCTS THAT DO NOT MEET THE DIMENSIONS OF THIS DRAWING.	
MATERIAL: 90A TPU				COLOR: NATURAL	
DATE:	DESIGNED BY:	CHECKED BY:	APPROVED BY:	DATE:	BY:
3-13-11	JDL	KB	3-8-11	3-8-11	KB
DESCRIPTION:	1400-T-02-I w/1400-I-04-I				SHEET NO:
					0
DESCRIPTION:	SNAP IN TPU BUTTON				SHEET
					1 OF 1
PART NUMBER:	1400-P-04-I_CATALOG				REVISION
					REL

PRINTED COPIES ARE UNCONTROLLED

# TPU Buttons

1400-P-05-I

RECOMMENDATIONS	
MAXIMUM SURFACE THICKNESS TO SNAP TO	.25
HOLE DIAMETER	.56



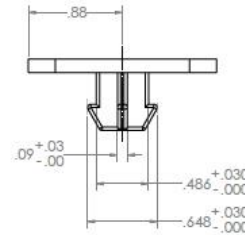
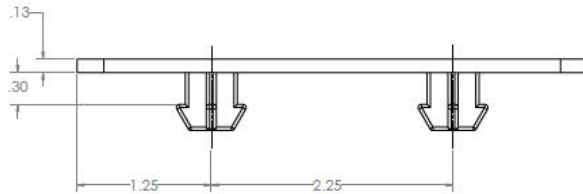
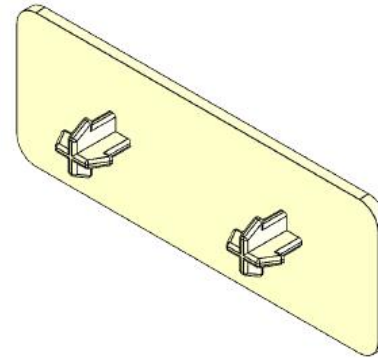

<small>DO NOT SCALE. CAD DATA IS THE MASTER</small> <b>CAST, URETHANE &amp; FABRICATED PARTS</b> UNLESS OTHERWISE SPECIFIED X.X ±0.15 X.XX ±0.06 X.XXX ±0.030 <b>XXX CRITICAL DIMENSION</b> XXXX REFERENCE DIMENSION XXXX OVERRIDE DIMENSION					 23003 COMMERCE DRIVE FAIRFAX, VA 22031 WWW.POLYFLEX.COM 754608-4194
<b>INJECTION MOLDED PRODUCT</b> ALL DIMENSIONS <6.00" TO BE X.XX ±0.050 X.XXX ±0.030 ALL DIMENSIONS > 6.00" TO BE ±0.004 IN/IN FLATNESS ±0.125					
MATERIAL: POA TPU					COLOR: NATURAL
DESIGNED BY: 8-8-11	DRAWN BY: JDL	CHECKED BY: WD	APPROVAL DATE: 9-19-14	APPROVED BY: WD	SHEET SIZE: D
MODEL NUMBER: 1400-T-02-I w/1400-I-05-I					SHEET 1 OF 1
DESCRIPTION: SNAP IN TPU SQUARE					REVISION 5
PART NUMBER: 1400-P-05-I CATALOG					

PRINTED COPIES ARE UNCONTROLLED

# TPU Buttons

1400-P-07-I

RECOMMENDATIONS	
MAXIMUM SURFACE THICKNESS TO SNAP TO	.28
HOLE DIAMETER	.53



DO NOT SCALE. CAD DATA IS THE MASTER			
<b>CAST URETHANE &amp; FABRICATED PARTS</b> UNLESS OTHERWISE SPECIFIED: X.X ± 0.15 X.XX ± 0.040 X.XXX ± 0.030			
<b>INJECTION MOLDED PRODUCT</b> ALL DIMENSIONS <math>≤ 4.00''</math> TO BE X.XX ± 0.040 X.XXX ± 0.030 ALL DIMENSIONS > 4.00'' TO BE ± 0.004 IN/IN FLATNESS ± 0.125			
MATERIAL: 90A TPU		COLOR: SEE CHART	
DATE: 3-25-11	DESIGNED BY: JDL	CHECKED BY: DA	APPROVED BY: DW
PART NUMBER: 1400-P-07-I	COLOR: NATURAL	DESCRIPTION: RECTANGLE SNAP IN TPU PAD	
1400-P-07-I	NATURAL	1400-P-07-I w/1400-I-07-I	
1400-P-33-I	RED	1400-P-07-I_CATALOG	
PART NUMBER: 1400-P-07-I			SHEET: 1 OF 1
REVISION: A			REVISION: A



POLYFLEX PRODUCTS PROGRAMS ARE REGISTERED AND TRADE NAMES OF THE POLYFLEX GROUP. ALL RIGHTS RESERVED. POLYFLEX PRODUCTS, THE LOGO AND TRADE MARKS ARE THE PROPERTY OF POLYFLEX PRODUCTS, INC. AND SHALL NOT BE REPRODUCED OR TRANSMITTED IN ANY FORM OR BY ANY MEANS, ELECTRONIC OR MECHANICAL, INCLUDING PHOTOCOPYING, RECORDING, OR BY ANY INFORMATION STORAGE AND RETRIEVAL SYSTEM, WITHOUT PERMISSION IN WRITING FROM POLYFLEX PRODUCTS, INC.

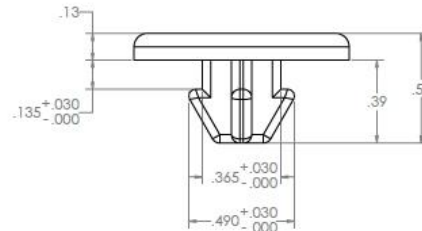
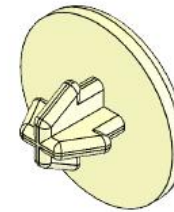
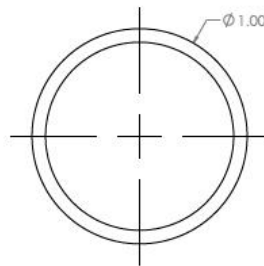
PRINTED COPIES ARE UNCONTROLLED



# TPU Buttons

1400-P-10-I

RECOMMENDATIONS	
MAXIMUM SURFACE THICKNESS TO SNAP TO	.115
HOLE DIAMETER	.39



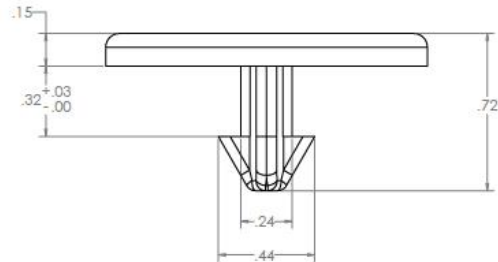
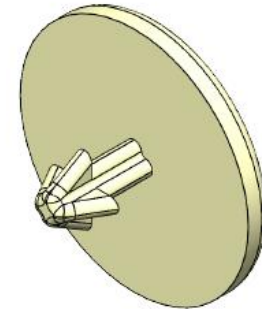
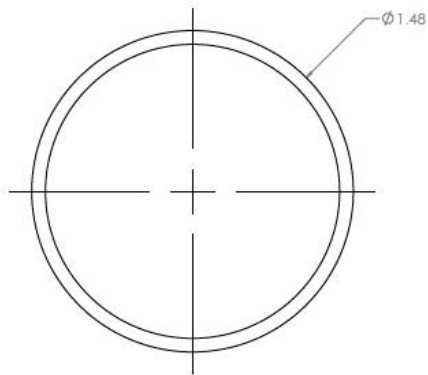
DO NOT SCALE, CAD DATA IS THE MASTER			
<b>CAST, URETHANE &amp; FABRICATED PARTS UNLESS OTHERWISE SPECIFIED</b> X.X ± 0.15 X.XX ± 0.050 X.XXX ± 0.020 <b>CRITICAL DIMENSION</b> [XXX] REFERENCE DIMENSION ± X.XX OVERRIDE DIMENSION		23000 COMMERCE DRIVE FARMINGTON HILLS, MI 48335 WWW.POLYFLEX.COM	
<b>INJECTION MOLDED PRODUCT</b> ALL DIMENSIONS <6.00" TO BE X.XX ± 0.050 X.XXX ± 0.020 ALL DIMENSIONS > 4.00" TO BE ±0.004 IN/IN FLATNESS ±0.125		ALL POLYMER PRODUCTS FROM POLYMER PRODUCTS, INC. INCLUDE ALL RIGHTS TO THE DESIGN, AS WELL AS THE PROPRIETARY AND TRADE NAMES OF THE POLYMER PRODUCT AND BRANDS OF POLYMER PRODUCTS, INC. AND ARE NOT TO BE REPRODUCED OR USED IN ANY MANNER WITHOUT THE WRITTEN PERMISSION OF POLYMER PRODUCTS, INC. AND SHALL NOT BE COPIED OR REPRODUCED WITHOUT THE WRITTEN PERMISSION OF POLYMER PRODUCTS, INC.	
MATERIAL: 90A TPU		COLOR: SEE CHART	
PART NUMBER	COLOR	DESIGNED BY	APPROVAL DATE
1400-P-10-I	NATURAL	3-23-11	9-26-10
1400-P-28-I	YELLOW	DESIGNED BY	APPROVAL DATE
1400-P-30-I	RED	DESIGNED BY	APPROVAL DATE


DESIGNED BY	APPROVAL DATE	DESIGNED BY	APPROVAL DATE
JDL	01E	JDL	01E
1400-P-10-I	1400-P-10-I	1400-P-10-I	1400-P-10-I
SNAP IN TPU BUTTON		SNAP IN TPU BUTTON	
1400-P-10-I_CATALOG		1400-P-10-I_CATALOG	
REVISION: D		REVISION: D	

# TPU Buttons

1400-P-13-I

RECOMMENDATIONS	
MAXIMUM SURFACE THICKNESS TO SNAP TO	.30
HOLE DIAMETER	.34

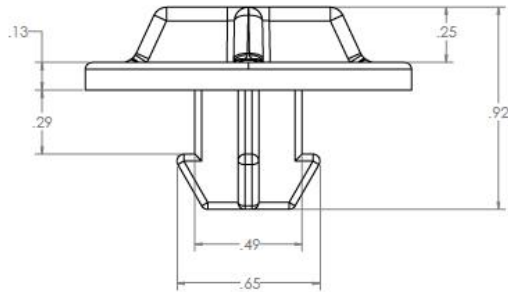
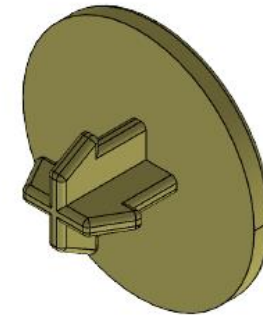
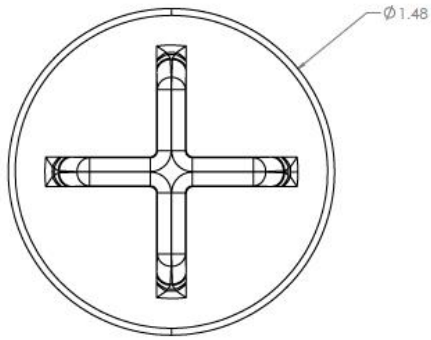


DIMENSIONS: CAD/DATA & THE MAKER CAST, URETHANE & FABRICATED PARTS UNLESS OTHERWISE SPECIFIED X.X ± 0.15 X.XX ± 0.050 X.XXX ± 0.020 XXXX ± 0.010 XXXXX CRITICAL DIMENSION XXXXX REFERENCE DIMENSION ± 1.0X OVERRIDE DIMENSION				 2300 COMMERCE DRIVE FABRICATION HILLS, MI 48335 WWW.POLYFLEX.COM (734)628-1174 POLYMER PRODUCTS FROM ANY SOURCE ARE SUBJECT TO THE TERMS AND CONDITIONS OF THE POLYMER PRODUCTS, INC. AND POLYMER PRODUCTS, INC. DOES NOT WARRANT THE FITNESS OF ANY POLYMER PRODUCTS, INC. AND POLYMER PRODUCTS, INC. IS NOT RESPONSIBLE FOR ANY DAMAGE TO PROPERTY OR PERSONS CAUSED BY THE USE OF POLYMER PRODUCTS, INC. AND POLYMER PRODUCTS, INC. IS NOT RESPONSIBLE FOR ANY DAMAGE TO PROPERTY OR PERSONS CAUSED BY THE USE OF POLYMER PRODUCTS, INC.
INJECTION MOLDED PRODUCT ALL DIMENSIONS < 6.00" TO BE X.X ± 0.060 X.XX ± 0.030 ALL DIMENSIONS > 6.00" TO BE ± 0.04 IN/IN FLATNESS ± 0.125				
MATERIAL: 90A TPU		COLOR: NATURAL		
DATE/ISSUE: 3-31-11	DESIGNED BY: JDL	APPROVAL DATE: 9-2-14	APPROVED BY: WD	
DESCRIPTION: 1400-T-02-I W/ 1400-P-13-I	SHEET SIZE: D		REVISION: 1 OF 1	
DESCRIPTION: SNAP IN TPU BUTTON	PART NUMBER: 1400-P-13-I_CATALOG		REVISION: REL	

# TPU Buttons

1400-P-16-I

RECOMMENDATIONS	
MAXIMUM SURFACE THICKNESS TO SNAP TO	.27
HOLE DIAMETER	.55



DO NOT SCALE. CAD DATA IS THE MASTER.			
CAST URETHANE & FABRICATED PARTS UNLESS OTHERWISE SPECIFIED			
X.X ± 0.13			
X.XX ± 0.040			
X.XXX ± 0.030			
XXXX CRITICAL DIMENSION			
X.XX REFERENCE DIMENSION			
± X.XX OVERRIDE DIMENSION			
INJECTION MOLDED PRODUCT			
ALL DIMENSIONS < 6.00" TO BE			
X.XX ± 0.040			
X.XXX ± 0.030			
ALL DIMENSIONS > 6.00" TO BE			
± 0.004 IN/IN			
FLATNESS ± 0.125			
MATERIAL: 90A TPU		COLOR: NATURAL	
DESIGNED BY: JIC	DATE: 3-26-15	APPROVAL DATE: 3-26-15	APPROVED BY: JIC
DESCRIPTION: ROUND TPU BUTTON	QUANTITY: 1400-T-02-I-W/1400-I-16-I	STRT# 888	D
		STRT#	1 OF 1
PART NUMBER: 1400-P-16-I_CATALOG		REVISION	RE

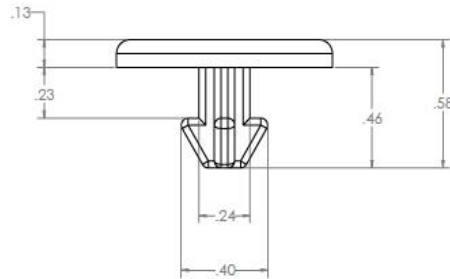
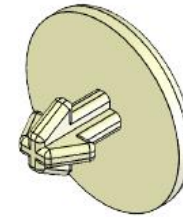
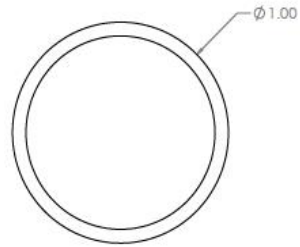


POLYFLEX PRODUCTS PROMISES TO DELIVER THE BEST QUALITY AND VALUE TO THE DRINKING, AS WELL AS THE PROFESSIONAL AND HOME MARKETS OF THE SUBJECT MARKET. ALL REFERENCES TO POLYFLEX PRODUCTS ARE NOT INTENDED TO BE MANUFACTURED, USED, SOLD OR DISTRIBUTED TO OTHERS. THE DRINKING IS TO BE THE PROPERTY OF POLYFLEX PRODUCTS, INC. ADDITIONAL USES OR REPRODUCTION WITHOUT THE EXPRESS PERMISSION OF POLYFLEX PRODUCTS, INC.

# TPU Buttons

1400-P-18-I

RECOMMENDATIONS	
MAXIMUM SURFACE THICKNESS TO SNAP TO	.21
HOLE DIAMETER	.30"



DO NOT SCALE. CAD DATA IS THE MASTER				
<b>CAST, URETHANE &amp; FABRICATED PARTS</b> UNLESS OTHERWISE SPECIFIED: X.X ± 0.13 X.XX ± 0.050 X.XXX ± 0.030				
<b>INJECTION MOLDED PRODUCT</b> ALL DIMENSIONS ± 0.007 TO BE X.XX ± 0.050 ALL DIMENSIONS > 6.00" TO BE ± 0.004 IN/PK FLATNESS ± 0.125				
MATERIAL: 90A TPU		COLOR: NATURAL		
DESIGNED BY: S-S-10	DATE: JL	DESIGNED BY: YB	DATE: S-S-10	APPROVED BY: ES
DESCRIPTION: 1400-T-02-I, 1400-T-10-I, 1400-T-18-I				SHRINK: 0%
DESCRIPTION: ROUND TPU BUTTON				1 OF 1
PART NUMBER: 1400-P-18-I CATALOG				REVISION: A

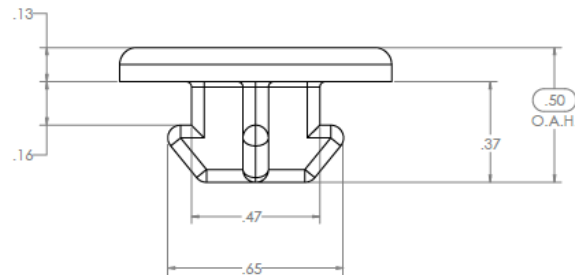
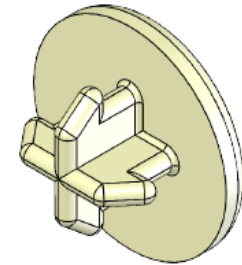
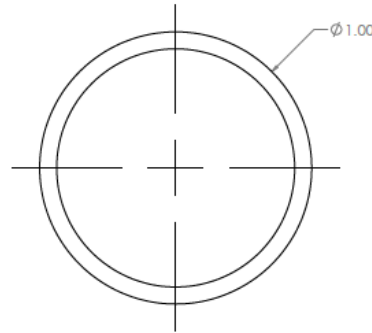


POLYFLEX PRODUCTS REPRESENTS POLYFLEX AS SHOWN. ALL RIGHTS TO THE DRAWING AS WELL AS THE PROPRIETARY AND TRADE NAMES OF THE SUBSIDIARIES ARE RESERVED BY POLYFLEX PRODUCTS, INC. AND ARE NOT TO BE REPRODUCED, COPIED, USED, SOLD, OR DISTRIBUTED WITHOUT THE WRITTEN PERMISSION OF POLYFLEX PRODUCTS, INC. ANY OTHER USE IS STRICTLY PROHIBITED.

# TPU Buttons

1400-P-19-I

RECOMMENDATIONS	
MAXIMUM SURFACE THICKNESS TO SNAP TO	.14"
HOLE DIAMETER	.55"



DO NOT SCALE. CAD DATA IS THE MASTER.			
<b>CAST, URETHANE &amp; FABRICATED PARTS UNLESS OTHERWISE SPECIFIED</b> X.X ± 0.15 X.XX ± 0.050 X.XXX ± 0.030 (XXX) CRITICAL DIMENSION (XXX) REFERENCE DIMENSION & XXX OVERRIDE DIMENSION			
<b>INJECTION MOLDED PRODUCT</b> ALL DIMENSIONS <math>< 6.00''</math> TO BE XXX ± 0.050 X.XXX ± 0.030 ALL DIMENSIONS >math>6.00''</math> TO BE ± 0.04 IN/IN FLATNESS ± 0.125			
MATERIAL: 90A TPU		COLOR: NATURAL	
DATE: 11-02-18	REVISION: JDL	CHECKED BY: DA	APPROVED BY: DW
DESCRIPTION: ROUND TPU BUTTON		PART SIZE: D	
PART NUMBER: 1400-P-19-I_CATALOG		REVISION: 1 OF 1	

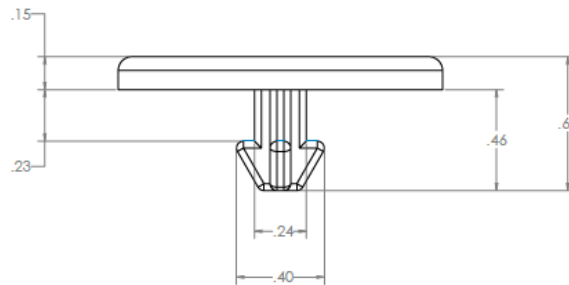
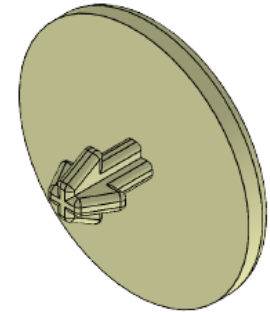
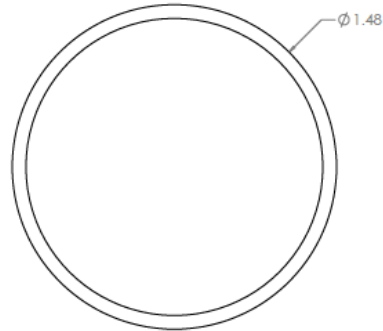


POLYFLEX PRODUCTS FURNISH PARTS AS SHOWN. ALL RIGHTS TO THE DRAWING, AS WELL AS THE PROPRIETARY AND TRADE NAMES OF THE SUBJECT MATTER, ARE RESERVED BY POLYFLEX PRODUCTS, INC. ANY REPRODUCTION OR CHANGE TO THIS DRAWING IS TO MAINTAIN THE PROPERTY OF POLYFLEX PRODUCTS, INC. AND SHALL NOT BE COPIED OR REPRODUCED WITHOUT THE EXPRESS PERMISSION OF POLYFLEX PRODUCTS, INC.

# TPU Buttons

1400-P-25-I

RECOMMENDATIONS	
MAXIMUM SURFACE THICKNESS TO SNAP TO	.21"
HOLE DIAMETER	.30"



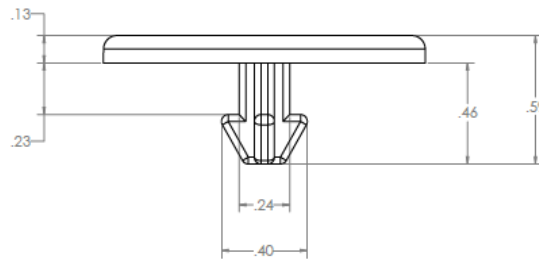
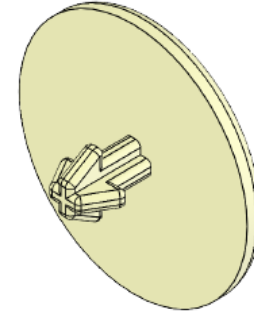
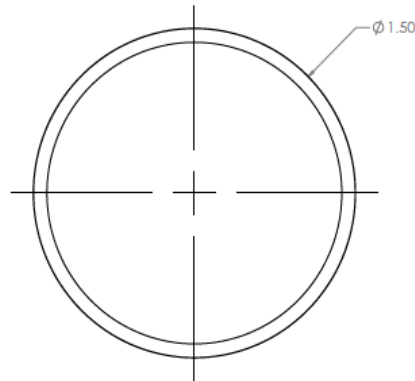
<small>DO NOT SCALE. CAD DATA IS THE MASTER.                  CAST, URETHANE &amp; FABRICATED PARTS                  UNLESS OTHERWISE SPECIFIED                  X.X ±0.15                  X.XX ±0.050                  X.XXX ±0.030                  (XXX) CRITICAL DIMENSION                  (X.XX) REFERENCE DIMENSION                  ± 1.5X OVERRIDE DIMENSION</small>				 2393 COMMERCIAL DRIVE FARMINGTON HILLS, MI 48335 WWW.POLYFLEXPRO.COM (734)484-4194 <small>NO UNLESS OTHERWISE SPECIFIED DIMENSIONS ARE INCLUDED                  ALL RIGHTS TO THE DRAWING, AS WELL AS THE INFORMATION                  AND KNOWLEDGE OF THE SUBJECT MATTER, ARE                  RESERVED BY POLYFLEX PRODUCTS, INC. AND ARE NOT TO                  BE REPRODUCED, COPIED, OR TRANSMITTED IN ANY                  FORM, OR BY ANY MEANS, WITHOUT THE EXPRESS WRITTEN                  PERMISSION OF POLYFLEX PRODUCTS, INC.</small>
<small>INJECTION MOLDED PRODUCT                  ALL DIMENSIONS &lt; 6.00" TO BE                  X.XX ±0.050                  X.XXX ±0.030                  ALL DIMENSIONS &gt; 6.00" TO BE                  ±0.004 IN/IN                  FLATNESS ±0.125</small>				
<small>MATERIAL: 90A TPU</small>		<small>COLOR: NATURAL</small>		
<small>DATE: 11-02-18</small>	<small>DESIGNED BY: JDL</small>	<small>CHECKED BY: DA</small>	<small>APPROVAL CODE: 7-18-14</small>	
<small>APPROVED BY: DW</small>		<small>DATE: 08-14-14</small>		
<small>DESCRIPTION: 1400-T-02-V1400-25-I</small>				
<small>DESCRIPTION: ROUND TPU BUTTON</small>				
<small>PART NUMBER: 1400-P-25-I_CATALOG</small>				
<small>1 OF 1</small>		<small>REVISION REL</small>		

PRINTED COPIES ARE UNCONTROLLED

# TPU Buttons

1400-P-26-I

RECOMMENDATIONS	
MAXIMUM SURFACE THICKNESS TO SNAP TO	.21"
HOLE DIAMETER	.30"



DO NOT SCALE. CAD DATA IS THE MASTER.			
<b>CALL DIMENSIONS &amp; FABRICATED PARTS UNLESS OTHERWISE SPECIFIED</b>			
X.X ± 0.13			
X.XX ± 0.030			
X.XXX ± 0.030			
XXX CRITICAL DIMENSION			
(X.XX) REFERENCE DIMENSION			
± X.XX OVERRIDE DIMENSION			
<b>INJECTION MOLDED PRODUCT</b>			
ALL DIMENSIONS ± 0.007 TO BE			
X.XX ± 0.040			
X.XXX ± 0.030			
ALL DIMENSIONS > 4.00" TO BE			
± 0.004 IN/IN			
FLATNESS ± 0.125			
<b>MATERIAL:</b> 90A TPU		<b>COLOR:</b> NATURAL	
DATE: 11-02-18	DESIGNER: JDL	CHECKED BY: DA	APPROVAL DATE: 7-18-14
DRAWING NO: 1400-T-02-1/1400-P-26-I & 1400-T-26-I		APPROVED BY: DW	
DESCRIPTION: ROUND TPU BUTTON			SHEET NO: D
PART NUMBER: 1400-P-26-I CATALOG			SHEET: 1 OF 1
			REVISION: REL

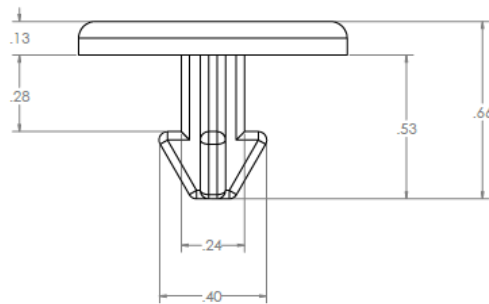
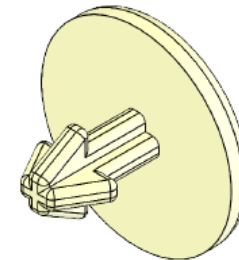
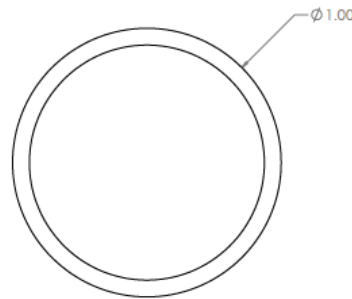



POLYFLEX PRODUCTS POLYMER PARTS SERVICE AS SHOWN. ALL RIGHTS TO THE DRAWING, AS WELL AS THE PROPRIETARY AND TRADE NAMES OF THE MANUFACTURER, ARE RESERVED. POLYFLEX PRODUCTS, INC. AND ITS AFFILIATES ARE MANUFACTURERS OF POLYFLEX PRODUCTS TO CUSTOMER. WE GUARANTEE TO MAINTAIN THE PURCHASER'S CONFIDENTIALITY AND WILL NOT BE COMPROMISED BY OUR PRODUCTS, INC. AND WILL NOT BE COMPROMISED BY OUR PRODUCTS, INC.

# TPU Buttons

1400-P-27-I

RECOMMENDATIONS	
MAXIMUM SURFACE THICKNESS TO SNAP TO	.26"
HOLE DIAMETER	.30"



DO NOT SCALE. CAD DATA IS THE MASTER.				 23093 COMMERCE DRIVE FABERSON HILL, MN 55005 WWW.POLYFLEXPRO.COM (763)426-4174	
CAST, URETHANE & FABRICATED PARTS UNLESS OTHERWISE SPECIFIED XX ±0.13 XXX ±0.060 XXXX ±0.030 (XXX) CRITICAL DIMENSION (XXX) REFERENCE DIMENSION ±XXX OVERRIDE DIMENSION					
INJECTION MOLDED PRODUCT ALL DIMENSIONS < 6.00" TO BE XXV ±0.030 ALL DIMENSIONS > 6.00" TO BE ±0.004 IN/IN FLATNESS ±0.125				POLYFLEX PRODUCTS POWERFLEX SERIES IS REGISTERED AND TRADE MARKS OF POLYFLEX MANUFACTURING, INC. POLYFLEX PRODUCTS, INC. SHALL NOT BE REPRODUCED OR TRANSMITTED IN ANY FORM OR BY ANY MEANS, ELECTRONIC OR MECHANICAL, INCLUDING PHOTOCOPYING, RECORDING, OR BY ANY INFORMATION STORAGE AND RETRIEVAL SYSTEMS, WITHOUT PERMISSION IN WRITING FROM POLYFLEX MANUFACTURING, INC.	
MATERIAL: 90A TPU				COLOR: NATURAL	
DATE: 11-02-18	DESIGNER: DA	CHECKED BY: DA	APPROVAL DATE: 7-18-14	APPROVED BY: DW	
DESCRIPTION: 1400-T-02-I/1400-P-27-I				SHEET NO: D	
PART NUMBER: 1400-P-27-I_CATALOG				SHEET: 1 OF 1	
				REVISION: FEL	

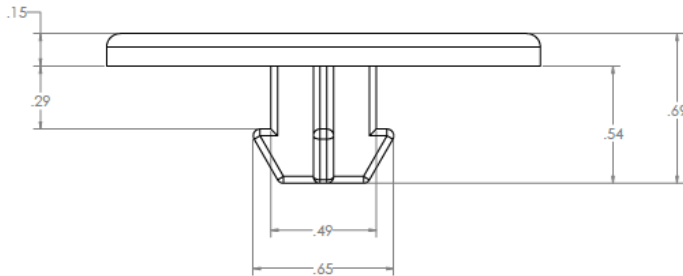
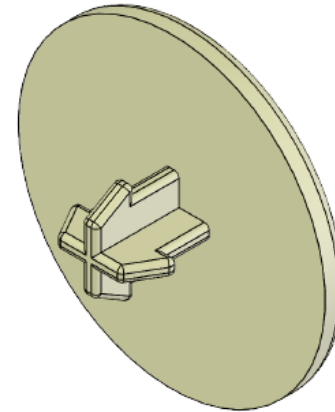
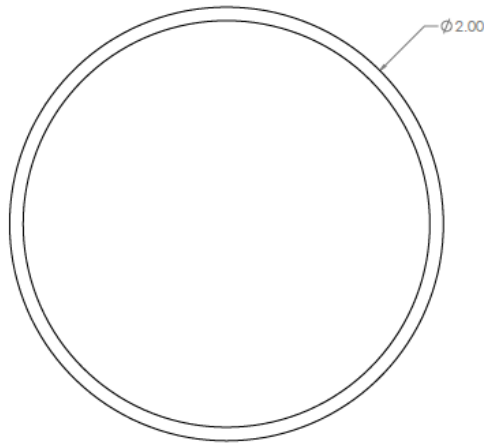
PRINTED COPIES ARE UNCONTROLLED



# TPU Buttons

1400-P-29-I

RECOMMENDATIONS	
MAXIMUM SURFACE THICKNESS TO SNAP TO	.27"
HOLE DIAMETER	.55"



DO NOT SCALE. CAD DATA IS THE MASTER.			
CAST URETHANE & FABRICATED PARTS UNLESS OTHERWISE SPECIFIED			
X.X	± 0.13		
X.XX	± 0.040		
X.XXX	± 0.030		
XXXX	CRITICAL DIMENSION		
XX.XX	REFERENCE DIMENSION		
± X.XX	VERRIDE DIMENSION		
INJECTION MOLDED PRODUCT ALL DIMENSIONS < 6.00" TO BE X.XX ±0.040 X.XXX ±0.030 ALL DIMENSIONS > 6.00" TO BE ±0.004 IN/IN FLATNESS ±0.125			
MATERIAL: 90A TPU		COLOR: NATURAL	
DATE: 9-29-15	DESIGNER: JB	CHECKED BY: JB	APPROVED BY: JB
DESCRIPTION: TPU BUTTON	1400-T-05-1 w/ 1400-P-29-I		SHEET 1 OF 1
PART NUMBER: 1400-P-29-I_CATALOG			REVISION: REL

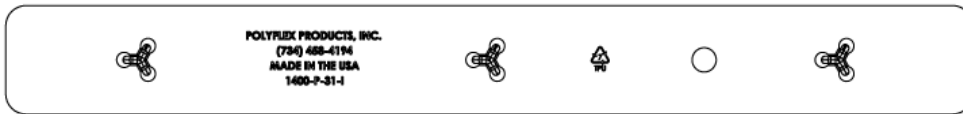
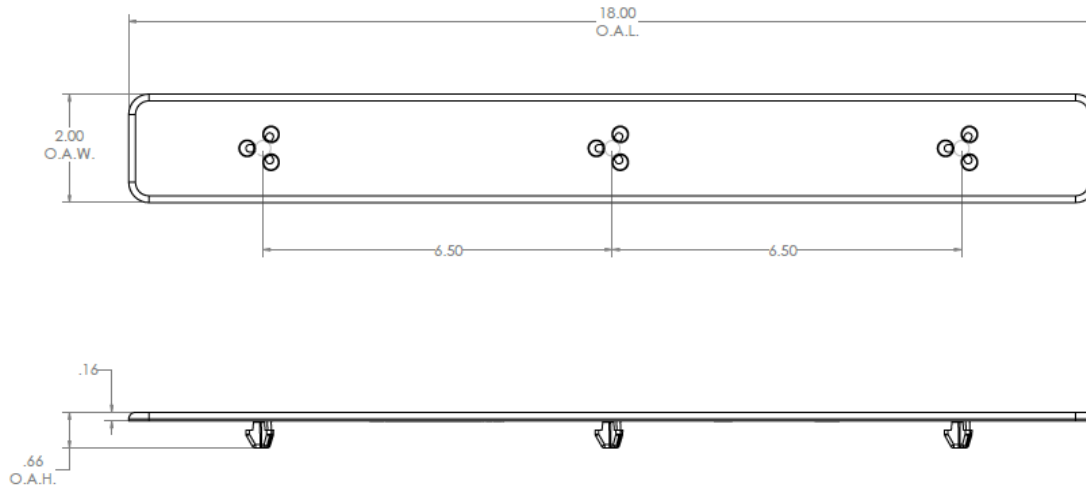
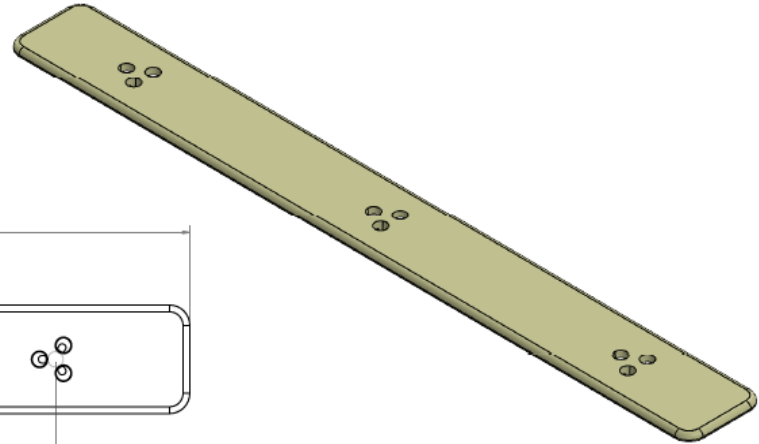


PRINTED COPIES ARE UNCONTROLLED

# TPU Buttons

1400-P-31-I

RECOMMENDATIONS	
MAXIMUM SURFACE THICKNESS TO SNAP TO	.15
HOLE DIAMETER	.54



POLYFLEX PRODUCTS, INC.  
 (734) 468-4194  
 MADE IN THE USA  
 1400-P-31-I

DO NOT SCALE. CAD DATA IS THE MASTER			
<b>CAST URETHANE &amp; FABRICATED PARTS UNLESS OTHERWISE SPECIFIED</b> X.X ± 0.15 X.XX ± 0.040 X.XXX ± 0.030 (XXX) CRITICAL DIMENSION (X.XX) REFERENCE DIMENSION ± X.XX OVERRIDE DIMENSION			
<b>INJECTION MOLDED PRODUCT</b> ALL DIMENSIONS < 6.00" TO BE X.XX ± 0.040 X.XXX ± 0.030 ALL DIMENSIONS > 6.00" TO BE ± 0.004 IN/IN FLATNESS ± 0.125			
MATERIAL: POA TPU		COLOR: NATURAL	
DESIGNED BY: 7-6-16	DESIGNED BY: JRS	CHECKED BY: GLE	APPROVED BY: GLE
DESCRIPTION: 1400-T-31-I			PRINT SIZE: D
DESCRIPTION: 2" X 18" X .156" TPU STRIP W / .170" THROAT			SHEET: 1 OF 1
PART NUMBER: 1400-P-31-I CATALOG			REVISION: REL

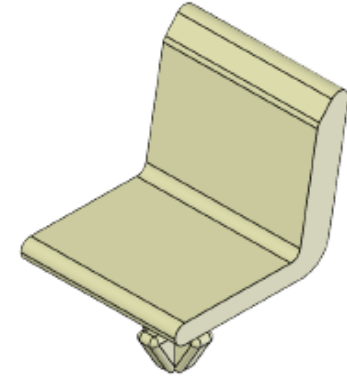
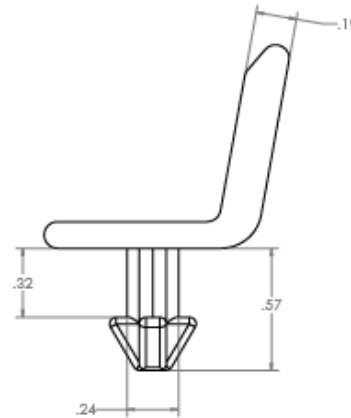
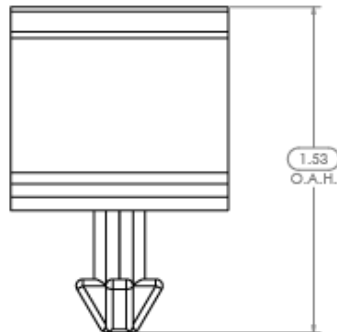
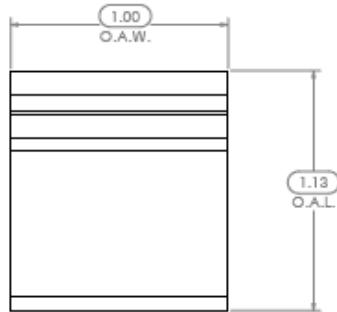


PRINTED COPIES ARE UNCONTROLLED

# TPU Buttons

1872-P-01-I

RECOMMENDATIONS	
MAXIMUM SURFACE THICKNESS TO SNAP TO	.30
HOLE DIAMETER	.30



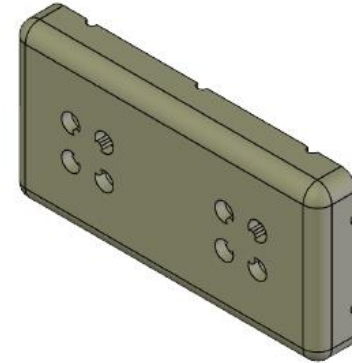
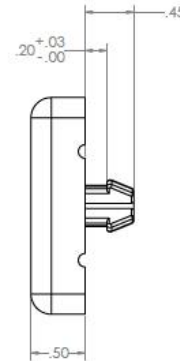
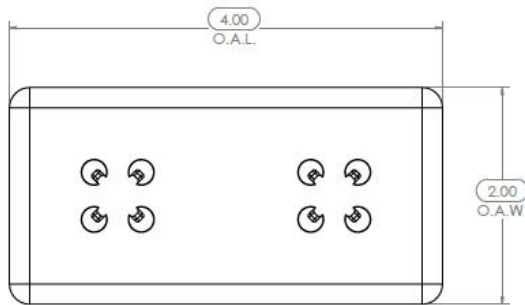
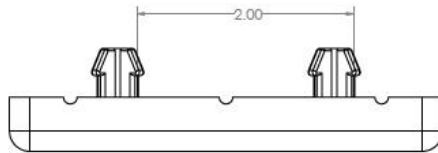
DO NOT SCALE CAD DATA TO THE MATRIX			
CAST, MESHWORK & FABRICATED PARTS UNLESS OTHERWISE SPECIFIED:			
XXX	±0.13		
XXX	±0.25		
XXX	±0.50		
XXX	±1.00		
XXX	CRITICAL DIMENSION		
XXX	REFERENCE DIMENSION		
XXX	OVERSIZE DIMENSION		
INJECTION MOLDING PROCESSES:			
ALL DIMENSIONS MUST TO BE:			
XXX	±0.00		
XXX	±0.00		
XXX	±0.00		
XXX	±0.00		
XXX	±0.125		
XXX	±0.125		
MATERIAL: 90A TPU		COLOR: NATURAL	
REVISED BY: 11-10-06	DESIGNED BY: JC	APPROVED BY: 11-10-06	MANUFACTURED BY: GL
DATE: 11-10-06	PROJECT: 1872-P-01-I	DRAWING NO: 1872-P-01-I	SHEET NO: D
DESCRIPTION: "SNAP IN" ANGLE NEST			SHEET: 1 OF 1
PART NUMBER: 1872-P-01-I_CATALOG			REVISION: C

PRINTED COPIES ARE UNCONTROLLED

# TPU Buttons

2028-P-01-I

RECOMMENDATIONS	
MAXIMUM SURFACE THICKNESS TO SNAP TO	.18
HOLE DIAMETER	.50



DO NOT SCALE. CAD DATA IS THE MASTER			
<b>CAD: URETHANE &amp; FABRICATED PARTS UNLESS OTHERWISE SPECIFIED</b> X.X ± 0.13 X.XX ± 0.040 X.XXX ± 0.030 <b>XXXX CRITICAL DIMENSION</b> (X.XX) REFERENCE DIMENSION ± X.XX OVERRIDE DIMENSION			
<b>INJECTION MOLDED PRODUCT</b> ALL DIMENSIONS < 4.00" TO BE X.XX ± 0.040 X.XXX ± 0.030 ALL DIMENSIONS > 4.00" TO BE ± 0.04 IN/IN FLATNESS ± 0.125			
MATERIAL: 90A TPU		COLOR: SEE CHART	
DATE: 8-26-14	DESIGNED BY: MAM	CHECKED BY: WD	APPROVED BY: WD
PART NUMBER	COLOR	MANUFACTURER	2028-P-01-I
2028-P-01-I	NATURAL	DESCRIPTION	1/2" X 2" X 4" SNAP-IN TPU
2028-P-02-I	RED	PART NUMBER	2028-P-01-I_CATALOG
		REVISION	REL



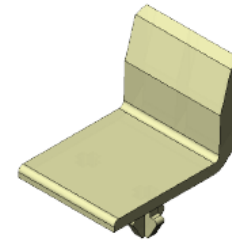
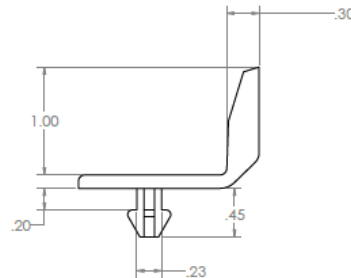
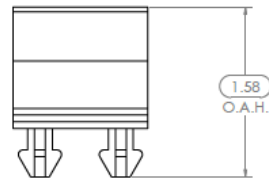
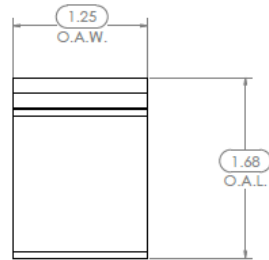
POLYFLEX PRODUCTS IS PROPRIETARY AND NOT BE LOANED, REPRODUCED, COPIED, OR OTHERWISE DISCLOSED TO ANY OTHER PARTY WITHOUT THE WRITTEN PERMISSION OF POLYFLEX PRODUCTS, INC. MATERIALS MAY BE CONTROLLED BY EXPORT REGULATIONS.

PRINTED COPIES ARE UNCONTROLLED

# TPU Buttons

2425-P-01-I

RECOMMENDATIONS	
MAXIMUM SURFACE THICKNESS TO SNAP TO	.18
HOLE DIAMETER	.30



DO NOT SCALE. CAD DATA IS THE MASTER			
<b>CAST, URETHANE &amp; FABRICATED PARTS</b> UNLESS OTHERWISE SPECIFIED .XX ±0.13 .XXX ±0.080 .XXX ±0.030 .XXX CRITICAL DIMENSION .XXX REFERENCE DIMENSION .XXX OVERRIDE DIMENSION			
<b>INJECTION MOLDED PRODUCT</b> ALL DIMENSIONS <6.00" TO BE .XX ±0.080 .XXX ±0.030 ALL DIMENSIONS > 6.00" TO BE ±0.004 IN/IN FLATNESS ±0.125			
MATERIAL: 90A TPU		COLOR: NATURAL	
DESIGNED BY: 10-15-09	DESIGNED BY: EL	DATE: 7-24-14	DATE: WD
DRAWN BY: 2425-1-01-I/24251-02-1		CHECKED BY: ID	
DESCRIPTION: 1.25" TPU "L" BRACKET		PAGE: 1 OF 1	
PART NAME: 2425-P-01-I CATALOG		REVISION: REL	



POLYFLEX PRODUCTS AND SERVICES ARE PROVIDED AS IS. POLYFLEX INC. MAKES NO WARRANTY, REPRESENTATION OR AGREEMENT OF ANY KIND, EXPRESS OR IMPLIED, WITH RESPECT TO THE USE OF POLYFLEX PRODUCTS. POLYFLEX PRODUCTS ARE NOT TO BE USED IN ANY APPLICATION WHERE FAILURE COULD BE DANGEROUS TO PERSONS OR PROPERTY. POLYFLEX PRODUCTS, INC. 2000 COMMERCE DRIVE, FARMINGTON HILLS, MI 48335, WWW.POLYFLEXINC.COM

PRINTED COPIES ARE UNCONTROLLED



**Thank you!**

**We look forward to assisting you with your  
current packaging and new packaging  
developments.**

**[www.polyflexpro.com](http://www.polyflexpro.com)**

**customerserv@polyflexpro.com**